







## CLINICAL SCIENCE

# Efficacy of pharmacological treatment in rheumatoid arthritis: a systematic literature research informing the 2019 update of the EULAR recommendations for management of rheumatoid arthritis

Andreas Kerschbaumer <sup>1</sup>, Alexandre Sepriano <sup>2,3</sup>, Josef S Smolen,<sup>1</sup> Désirée van der Heijde <sup>2</sup>, Maxime Dougados,<sup>4</sup> Ronald van Vollenhoven,<sup>5</sup> Iain B McInnes,<sup>6</sup> Johannes W J Bijlsma,<sup>7</sup> Gerd R Burmester,<sup>8</sup> Maarten de Wit <sup>9</sup>, Louise Falzon,<sup>10</sup> Robert Landewé<sup>5</sup>

**Handling editor** Dimitrios T Boumpas

► Additional material is published online only. To view please visit the journal online (<http://dx.doi.org/10.1136/annrheumdis-2019-216656>).

For numbered affiliations see end of article.

## Correspondence to

Dr Andreas Kerschbaumer, Division of Rheumatology, Department of Medicine 3, Medical University of Vienna, Vienna, Austria; [andreas.kerschbaumer@meduniwien.ac.at](mailto:andreas.kerschbaumer@meduniwien.ac.at)

Received 17 November 2019  
Revised 7 January 2020  
Accepted 8 January 2020



- <http://dx.doi.org/10.1136/annrheumdis-2019-216653>
- <http://dx.doi.org/10.1136/annrheumdis-2019-216655>
- <http://dx.doi.org/10.1136/annrheumdis-2019-216821>



© Author(s) (or their employer(s)) 2020. Re-use permitted under CC BY-NC. No commercial re-use. See rights and permissions. Published by BMJ.

**To cite:** Kerschbaumer A, Sepriano A, Smolen JS, et al. *Ann Rheum Dis* Epub ahead of print: [please include Day Month Year]. doi:10.1136/annrheumdis-2019-216656

## ABSTRACT

**Objectives** To inform the 2019 update of the European League against Rheumatism (EULAR) recommendations for the management of rheumatoid arthritis (RA).

**Methods** A systematic literature research (SLR) to investigate the efficacy of any disease-modifying antirheumatic drug (DMARD) (conventional synthetic (cs)DMARD, biological (b) and biosimilar DMARD, targeted synthetic (ts)DMARD) or glucocorticoid (GC) therapy in patients with RA was done by searching MEDLINE, Embase and the Cochrane Library for articles published between 2016 and 8 March 2019.

**Results** 234 abstracts were selected for detailed assessment, with 136 finally included. They comprised the efficacy of bDMARDs versus placebo or other bDMARDs, efficacy of Janus kinase (JAK) inhibitors (JAKi) across different patient populations and head-to-head of different bDMARDs versus JAKi or other bDMARDs. Switching of bDMARDs to other bDMARDs or tsDMARDs, strategic trials and tapering studies of bDMARDs, csDMARDs and JAKi were assessed. The drugs evaluated included abatacept, adalimumab, ABT-122, baricitinib, certolizumab pegol, SBI-087, CNTO6785, decernotinib, etanercept, filgotinib, golimumab, GCs, GS-9876, guselkumab, hydroxychloroquine, infliximab, leflunomide, mavrimumab, methotrexate, olokizumab, otilimab, peficitinib, rituximab, sarilumab, salazopyrine, secukinumab, sirukumab, tacrolimus, tocilizumab, tofacitinib, tregalizumab, upadacitinib, ustekinumab and vobarilizumab. The efficacy of many bDMARDs and tsDMARDs was shown. Switching to another tumour necrosis factor inhibitor (TNFi) or non-TNFi bDMARDs after TNFi treatment failure is efficacious. Tapering of DMARDs is possible in patients achieving long-standing stringent clinical remission; in patients with residual disease activity (including patients in LDA) the risk of flares is increased during the tapering. Biosimilars are non-inferior to their reference products.

**Conclusion** This SLR informed the task force regarding the evidence base of various therapeutic regimen for the development of the update of EULAR's RA management recommendation.

## Key messages

### What is already known about this subject?

- Since the 2016 update of the recommendations for the management of rheumatoid arthritis (RA), the body of evidence has grown vividly. Therefore, this systematic literature research (SLR) was performed to inform the 2019 European League against Rheumatism (EULAR) task force with the summarised evidence on efficacy of conventional and targeted synthetic disease-modifying antirheumatic drugs (DMARDs), biological DMARDs and glucocorticoids.

### What does this study add?

- Trials comparing biological DMARDs have shown similar efficacy, regardless of the underlying mode of action.
- Head-to-head trials between Janus kinase (JAK) inhibitors (JAKi) and tumour necrosis factor inhibitor inhibitors did not reveal clinically important differences in efficacy.
- Drug tapering of DMARDs, including JAKi is possible, especially in patients achieving stable remission.
- Treating patients to target using MRI-defined remission does not lead to better outcomes when compared with a conventional clinical treat-to-target strategy.

### How might this impact on clinical practice or future developments?

- This SLR, alongside with the safety SLR, provided the 2019 EULAR RA management recommendations task force with the emerged evidence since 2016.

## INTRODUCTION

To provide the task force on the 2019 update of the European League against Rheumatism (EULAR) recommendations for the pharmacological management of rheumatoid arthritis (RA) with all available evidence that had emerged since the last update, systematic literature researches (SLRs)

were performed. In 2016, three SLRs were conducted assessing efficacy of biological disease-modifying antirheumatic drugs (bDMARDs),<sup>1</sup> efficacy of glucocorticoids (GCs), conventional synthetic (cs) and targeted synthetic (ts) DMARDs,<sup>2</sup> and safety of pharmacological treatments in RA.<sup>3</sup> The 2019 update was based on two SLRs, one on safety and the present one on efficacy of pharmacological interventions in RA.

The body of evidence has grown vividly in the last 3 years, especially regarding tsDMARDs inhibiting Janus Kinase inhibitor (JAKi), novel bDMARDs targeting new as well as established pathways and trials comparing bDMARDs to other bDMARDs or tsDMARDs, providing important information on the comparative efficacy of these compounds.<sup>4</sup> Further, studies on tapering and stopping treatment broaden the information base for rheumatologists and patients on the question of possible disease flares after tapering or cessation of drugs, once patients have reached the clinical target. Strategic studies on how to optimally treat patients to target,<sup>5</sup> using clinical and imaging targets have also answered important research questions.<sup>6</sup> Finally, a large number of trials compared the efficacy and safety of biosimilars (bs) DMARDs with those of their bio-originators (bo), including switching between boDMARD and respective bsDMARDs.

This SLR was conducted to update the evidence on efficacy of pharmacological interventions in RA. This involves the evidence accrued since the last update of the treatment recommendations for RA, published by EULAR in 2016.<sup>7</sup> Another SLR focusing on safety of pharmacological treatments in RA is published separately.<sup>8</sup>

## METHODS

The EULAR updated standard operating procedures were followed,<sup>9</sup> and an SLR protocol was developed and approved by the steering committee.

Studies eligible for inclusion in this SLR were randomised, controlled, double-blind trials investigating csDMARDs, bDMARDs (bo and bsDMARDs), tsDMARDs or GCs in adult patients with RA classified according to the 2010 American College of Rheumatology (ACR)/EULAR or the ACR 1987 criteria. This SLR was considered to further update the available evidence since the previous SLRs, therefore, articles published between 1 January 2016 and 8 March 2019 with no language restriction were searched. Additionally, studies presented as conference abstracts at the EULAR and ACR annual meetings from 2016 to 2018 were also eligible for inclusion. References of original articles published on submission of the manuscript (after the data cut), but with respective conference abstracts included before, were included in the reference list.

The initial literature search was conducted by an experienced librarian (LF) using Medline, Embase, The Cochrane CENTRAL Register of Controlled Trials (Central) and the EULAR/ACR abstract archives as information sources. The detailed search strategy for each database is shown in the online supplementary tables S1.1–S1.6.

The study selection process was conducted independently by two investigators (AK and AS) and discussed until agreement was achieved. A senior methodologist (RL) was consulted in the case of uncertainties. After the initial title and abstract screening for identification of reports of potential interest, a detailed assessment for eligibility of preselected articles was done. Data of eligible studies were extracted based on standardised methods using pivotal forms. Variables of interest were predefined in the review protocol, including signs and symptoms of arthritis and commonly used composite measures, respective core set

variables, physical function, patient-reported outcomes and measures of structural damage.

Sixteen research questions were defined according to the Patient population, Intervention, Control, Outcome (PICO) principle with the help of the steering committee. All typical RA study populations were included, methotrexate (MTX)-naïve or generally DMARD-naïve patients, csDMARD insufficient responders (IR), bDMARD-IR or tsDMARD-IR. Adequately defined control groups receiving either placebo or active treatment were mandatory for inclusion in this analysis. These involved the efficacy of bDMARDs with or without csDMARD combination, head-to-head comparisons of bDMARDs and switching between different bDMARDs, tapering and stopping bDMARDs, as well as the efficacy of tsDMARDs and the respective head-to-head comparison to bDMARDs. Other research questions involved biosimilars, switching between bsDMARDs and respective boDMARD, the efficacy of csDMARDs and the efficacy of GC (in combination with csDMARDs). All interventions of interest are shown in online supplementary table S1.7. A detailed description of the PICOs is shown in online supplementary table S1.8.

Risk of bias (RoB) in individual studies was assessed at study level using the Cochrane Collaborations Risk of Bias tool for randomised controlled trials (RCTs). The assessment was done independently by two investigators (AK and AS). Differing assessments were discussed until consensus was reached.

Due to the heterogeneity of the available studies, no meta-analysis was performed, and results will be reported narratively. Descriptive forest plots were created using RevMan V.5.3 (Copenhagen: The Nordic Cochrane Centre, The Cochrane Collaboration, 2014).

## RESULTS

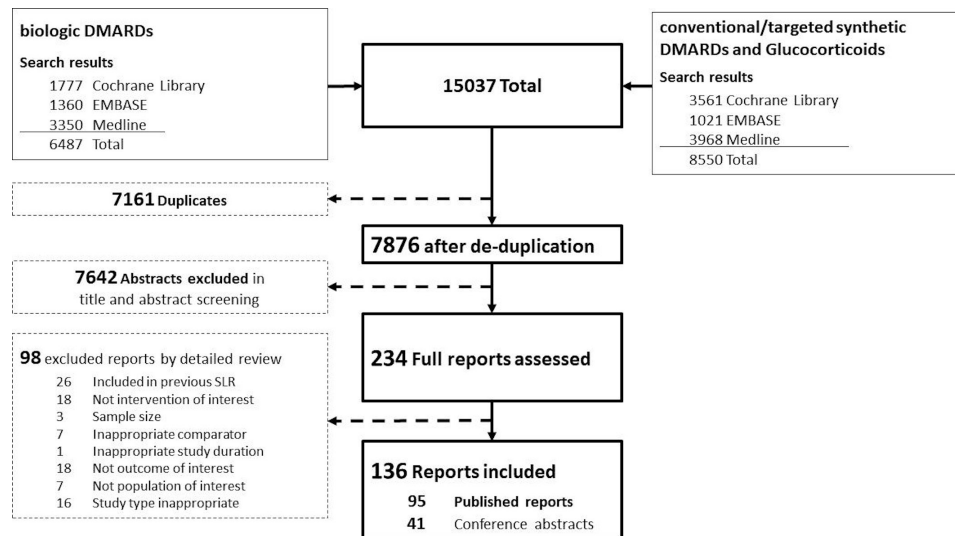
The study selection process involved 15 037 references. After deduplication, 7876 remained for title and abstract screening, of which 234 were selected for full article review and 136 articles finally included. A detailed flow chart is depicted in figure 1. Details of all studies included are shown in online supplementary table S2.1.

RoB was considered as low for most RCTs included. RCTs were rated as having an unclear RoB most commonly due to insufficient reporting of random sequence generation and/or allocation concealment. Due to their unblinded nature, open-label studies were considered as having a high RoB. Trials reported in conference abstracts were not assessed regarding RoB due to limited information. Results of the RoB assessment are shown in online supplementary table S2.2.

Characteristics of each trial for which data were extracted (study size, PICOs), baseline characteristics (online supplementary table S2.3–S2.12), results of studies and summary data for each intervention group (online supplementary table S3.1–S3.13) as well as the respective citations (section 4 in the online supplementary appendix) are shown in the supplement. A summary of included trials and therapies investigated is shown in table 1.

### Efficacy of csDMARDs (or combination of csDMARDs) versus other csDMARDs

Five trials (all with unclear or high RoB) investigated the efficacy of csDMARDs alone or in combination versus other csDMARDs (see table 1). Baseline characteristics and detailed results are shown in online supplementary table S2.12 and online supplementary table S3.13, respectively.



**Figure 1** PRISMA flow chart describing the study selection process. DMARDs, disease-modifying antirheumatic drugs; PRISMA, Preferred Reporting Items for Systematic Reviews and Meta-Analyses; SLR, systematic literature research.

The open-label CareRA trial (high RoB) stratified very early, csDMARD naive patients based on their risk factors (presence of erosions, disease activity, rheumatoid factor and anticitrullinated protein antibodies) into high and low risk.<sup>10</sup> High-risk patients were randomised to three different csDMARD regimens (Combination therapy for early Rheumatoid Arthritis (COBRA) classic: methotrexate (MTX)+sulfasalazine (SSZ) + prednisone 60 mg step-down vs COBRA Slim: MTX+prednisone 30 mg step-down vs COBRA Avant Garde: MTX+leflunomide (LEF) + prednisone 60 mg step-down). Low-risk patients were either randomised to MTX tight-step up or COBRA Slim). The treatment arms investigated in high-risk patients showed comparable efficacy in achieving the primary endpoint (Disease Activity Score of 28 joints (DAS28)-C reactive protein (CRP) <2.6) at week 52 for COBRA Classic (64.3%, 63/98).

COBRA Slim (60.2%, 59/98) and COBRA Avant Garde (62.4%, 58/93,  $p=0.840$ ). In low-risk patients, COBRA-Slim and MTX-tight step up also showed comparable efficacy at week 52 (67.4%, 29/43 vs 57.4%, 27/47,  $p=0.329$ ). However, the area under the curves for mean DAS28-CRP change from baseline as well as time-to-remission were favouring MTX plus prednisone combination therapy. Radiographic damage was minimal and comparable across all treatment arms. Sustained and comparable efficacy was shown after 2 years of treatment in high-risk patients.<sup>11</sup>

Investigation of LEF plus SSZ plus hydroxychloroquine (HCQ) triple therapy compared with MTX+SSZ+ HCQ triple therapy or LEF alone in a 48-week double-blind RCT was terminated early due to gastrointestinal complications in the LEF +SSZ+ HCQ arm. Conventional triple therapy (MTX+SSZ+ HCQ) was superior to LEF +SSZ+ HCQ and LEF alone (ACR20: 87% vs 46%,  $p<0.01$ , 87% vs 36%,  $p<0.001$ , respectively), with no apparent efficacy benefit of the LEF triple therapy compared with LEF alone at week 48 (ACR20: 46% vs 36%,  $p>0.05$ ).<sup>12</sup>

#### Efficacy of bDMARDs, alone or in combination with csDMARDs, in csDMARD and bDMARD-IR patients with (established) RA

Trials comparing bDMARDs to placebo with or without csDMARD background therapy (21 articles/abstracts, 7 with low RoB) showed effective reduction of signs and symptoms for several different modes of action (see [table 1](#)), including

molecules targeting B-cells (SBI-087, BCD-020),<sup>13 14</sup> interferon-6 (IL-6) receptor (sarilumab),<sup>15 16</sup> IL-6 cytokine (sirukumab, olokizumab, vobarilizumab),<sup>17-22</sup> GM-CSF receptor (mavrilimumab) and GM-CSF cytokine (otilimab).<sup>23-25</sup> IL-12/23 inhibition (ustekinumab) and IL23i (guselkumab) did not show significant differences from placebo. Molecules targeting IL-17A (secukinumab, CNTO6785),<sup>26-28</sup> and CD4 (tregalizumab) showed no or only minor efficacy compared with placebo (and lower efficacy compared with abatacept (ABA) as active comparator) in different patient populations.<sup>29</sup> Primary efficacy outcomes are summarised in [table 2](#), baseline characteristics are shown in online supplementary table S2.3 and secondary efficacy outcomes in online supplementary table S3.1.

#### Trials comparing bsDMARDs to boDMARDs

Twenty-four non-inferiority trials (12 with low RoB) investigated the bioequivalence of bsDMARDs to their respective boDMARDs. All showed conclusive comparable results, irrespective of the compound (adalimumab (ADA), etanercept, infliximab and rituximab; for bsDMARD studied see [table 1](#), online supplementary table S2.10 and online supplementary table S3.11).<sup>30-55</sup>

Switching between biosimilars and bio-origins revealed no changes in efficacy in trials of one ADA (SB5, low RoB),<sup>56</sup> three etanercept (two with low RoB: GP2015, LBEC0101; CHS-0214: conference abstract—RoB not assessed),<sup>32 57-59</sup> and two infliximab biosimilars (SB2, CT-P13, both low RoB).<sup>60 61</sup> Detailed characteristics and results of the studies are shown in online supplementary tables S2.11 and S3.11.

#### Head-to-head studies (bDMARDs)

Seven bDMARD head-to-head studies were included (six with low RoB; one high RoB). Efficacy results are summarised in [table 3](#) (baseline characteristics and detailed efficacy outcomes are shown in online supplementary tables S2.3 and S3.2.).

The Optimal Management of patients with rheumatoid arthritis who Require Biologic Therapy (ORBIT) trial (high RoB), an open-label non-inferiority RCT comparing B-Cell depletion (rituximab) to tumour necrosis factor inhibitor (TNFi) therapy in csDMARD-IR and bDMARD-naïve patients, found

**Table 1** Interventions and therapeutic compounds of trials included for review

Intervention	No of articles/ abstracts*	Therapeutic compound	Target
csDMARDs, csDMARD combination, Glucocorticoids versus other csDMARDs or placebo ( <sup>10–12 130 131</sup> )	5	Tacrolimus +methotrexate (MTX) versus leflunomide+MTX MTX+sulfasalazine + glucocorticoids versus MTX +glucocorticoids versus MTX +Leflunomide +Glucocorticoids MTX versus MTX+glucocorticoids MTX+sulfasalazine + Hydroxychloroquine versus leflunomide +sulfasalazine + hydroxychloroquine versus leflunomide monotherapy	FKBP12; dihydrofolate reductase +purine metabolism; dihydroorotate dehydrogenase
bDMARD ±csDMARDs versus placebo ( <sup>13–29 132–136</sup> )	21	BCD-020 SBI-087 Tregalizumab Abatacept Certolizumab pegol Olokizumab Sirukumab Sarilumab Vobarilizumab CNT06785 Secukinumab Otilimab Mavrilimumab Ustekinumab Guselkumab	CD-20 CD-4 CD-80/CD-86 TNF IL-6 IL-6 receptor IL-17 GM-CSF GM-CSF receptor IL-12/23 IL-23
bDMARDs versus other bDMARDs ( <sup>4 62–66 137 138</sup> )	8	Rituximab versus etanercept/adalimumab ABT-122 versus adalimumab Certolizumab pegol versus adalimumab Sirukumab versus adalimumab Sarilumab versus adalimumab Secukinumab versus abatacept Mavrilimumab versus golimumab	CD-20 versus TNF TNF/IL-17A versus TNF TNF IL-6 versus TNF IL-6 receptor versus TNF IL-17 versus CD-80/CD-86 GM-CSF versus TNF
bDMARD induction versus csDMARD induction in early disease ( <sup>69–72 139</sup> )	5	Certolizumab pegol versus MTX Abatacept versus MTX Infliximab versus MTX Tocilizumab versus MTX	TNF CD-80/CD-86 TNF IL-6 receptor
Switching between bDMARDs ( <sup>4 67 68</sup> )	3	Certolizumab pegol versus adalimumab Abatacept; rituximab; tocilizumab versus adalimumab; certolizumab; infliximab; golimumab; etanercept Sarilumab	TNF CD-80/CD-86; CD-20; IL-6 receptor versus TNF IL-6 receptor
Tapering of bDMARDs/tsDMARDs or csDMARDs ( <sup>107–124 126–128 140–145</sup> )	25	Abatacept Tocilizumab Adalimumab; certolizumab pegol; etanercept; infliximab; csDMARDs Glucocorticoids	CD-80/CD-86 IL-6 receptor TNF
Strategic studies ( <sup>6 146</sup> )	2		
tsDMARDs±csDMARDs versus placebo ( <sup>73–100 125 147–152</sup> )	32	Baricitinib Decernotinib Filgotinib GS-9876 Peficitinib Tofacitinib Upadacitinib	JAK 1/2 JAK 3 JAK 1 SYK JAK 1 JAK 1/3 JAK 1
tsDMARDs±csDMARDs versus bDMARDs±csDMARDs ( <sup>101–106</sup> )	5	Baricitinib versus adalimumab Tofacitinib versus adalimumab Upadacitinib versus adalimumab	JAK 1/2 versus TNF JAK 1/3 versus TNF JAK 1 versus TNF

Continued

Table 1 Continued

Intervention	No of articles/ abstracts*	Therapeutic compound	Target
bsDMARDs versus boDMARDs (30–34 36–55)	24	Adalimumab: ABP 501, AdaliRel, BI 695501, CinnoRA, FKB327, GP2017, PF-06410293, SB5, ZRC 3197	TNF
		Etanercept: CHS-0214, GP2015, HD203, LBEC0101	TNF
		Infliximab: BCD-055, CT-P13, NI-071, PF-06438179/ GP1111, SB2	TNF
		Rituximab: BCD-020, CT-P10, DRL-RI, GP2013	CD-20
Switching between bsDMARDs and boDMARDs (32 35 56–61 153)	6	Adalimumab: SB5	TNF
		Etanercept: GP2015, CHS-0214, LBEC0101	TNF
		Infliximab: SB2, CT-P13	TNF

\*Studies answering multiple research questions account for mismatch between included articles/abstracts and numbers in this table. References of manuscripts published after the SLRs data cut, with the respective conference abstracts included before, are shown, but were not counted.

bDMARD, biological disease-modifying antirheumatic drug; boDMARD, biooriginator disease-modifying antirheumatic drug; bsDMARD, biosimilar disease-modifying antirheumatic drug; CD, cluster of differentiation; csDMARD, conventional synthetic disease-modifying antirheumatic drug; GM-CSF, granulocyte-macrophage colony-stimulating factor; IL, interleukin; JAK, Janus kinase; SYK, spleen tyrosine kinase; TNF, tumour necrosis factor; tsDMARD, targeted synthetic disease-modifying antirheumatic drug.

that RTX is non-inferior to TNFi over 52 weeks regarding clinical efficacy.<sup>62</sup>

Sarilumab monotherapy showed clinical and functional superiority compared with ADA monotherapy in patients who were intolerant or inadequately responding to MTX.<sup>63</sup>

Mavrimumab (targeting GM-CSFR) was compared with golimumab in a 24-week phase 2b trial of csDMARD and/or TNFi-IR patients and had similar efficacy.<sup>64</sup>

ABT-122, a bispecific dual variable domain immunoglobulin targeting TNF and IL-17A, exhibited similar efficacy rates in the 120 mg arm as ADA in MTX-IR patients over 12 weeks.<sup>65</sup>

The SIRROUND-H study investigated superiority of sirukumab (IL-6i) monotherapy over ADA monotherapy in MTX-IR, bDMARD naïve patients. The study failed to meet one of its coprimary endpoints with no significant differences in ACR50% response rates at week 24; the other primary endpoint (DAS28-ESR mean change from baseline at week 24) was met.<sup>66</sup>

The EXXELERATE study did not show superiority of certolizumab pegol compared with ADA and therefore failed to meet its primary endpoint, showing similar ACR20% response rates at week 12.<sup>4</sup>

### Switching between different bDMARDs

Three trials on switching between different bDMARDs were included (see online supplementary table S2.4 and online supplementary table S3.3 for details).

EXXELERATE also studied the efficacy of single-blinded switching to a second TNFi (without washout) in patients with primary non-response to either certolizumab pegol or ADA (unclear RoB). Twelve weeks after switching 58% (ADA to certolizumab pegol) and 62% (certolizumab pegol to ADA) of patients achieved DAS28-ESR $\leq$ 3.2 or a DAS28-ESR reduction of 1.2 or more.<sup>4</sup>

An exploratory analysis of the EXTEND trial, an open-label extension study of the ASCERTAIN trial, investigated patients switched from tocilizumab (TCZ) to sarilumab (conference abstract). After 12 and 24 weeks about one-third of patients non-responders to TCZ achieved clinical response (Clinical Disease Activity Index (CDAI)  $\leq$ 10; ACR70) after switching to sarilumab.<sup>67</sup>

The open-label ROC trial (high RoB) investigated patients who failed one TNFi therapy, comparing non-TNFi therapies (ABA, RTX, TCZ) to a second TNFi drug. The primary efficacy endpoint, superiority in EULAR good or moderate response at week 24, was met with higher responses in the non-TNFi group

(101/146, 69%) compared with 52% in the second TNFi group (OR 2.12; 95% CI 1.31 to 3.46;  $p=0.003$ ).<sup>68</sup> bDMARD therapies in early RA patients.

Five reports on induction therapy with bDMARDs in early disease were included (two with low RoB), baseline characteristics are shown in online supplementary table S2.5 and results in online supplementary table S3.4.

In DMARD naïve patients with poor prognostic factors, CZP in combination with dose optimised MTX (C-EARLY) was shown to be superior to placebo +MTX, with 28.9% of patients achieving sustained DAS28  $<2.6$  at week 40 and week 52 in the combination arm compared with 15% of patients in the MTX arm.<sup>69</sup>

In the AVERT-2 study, ABA+MTX did not show superiority to placebo +MTX regarding SDAI remission ( $\leq 3.3$ ) at week 24 (21.3% ABA+MTX vs 16% placebo +MTX), the primary efficacy endpoint.<sup>70</sup>

DINORA compared infliximab +MTX treatment to MTX or placebo treatment only. INF+MTX showed superiority to placebo only, but not to MTX monotherapy, in achieving sustained remission (no swollen joints,  $\leq 2$  tender joints and an acute phase within the normal range) after 1 year (32% vs 14% vs 0% for INF+MTX, MTX and placebo, respectively).<sup>71</sup>

TCZ monotherapy as well as combination therapy of TCZ with MTX was clinically superior to MTX therapy in early RA patients. Inhibition of radiographic damage was found to be significantly greater with 8 mg/kg TCZ intravenous +MTX than in the MTX monotherapy arm modified total Sharp score ( $\Delta$ mTSS 0.08 vs 1.14). TCZ 8 mg/kg intravenous monotherapy showed less radiographic progression than MTX monotherapy ( $\Delta$ mTSS 0.26 vs 1.14,  $p$  value not reported).<sup>72</sup>

### Efficacy of tsDMARDs (JAKi)

In total, 32 articles/abstracts on tsDMARDs were included (see table 1); 16 trials were regarded as having low RoB. Baseline characteristics and efficacy outcomes are shown in online supplementary tables S2.8 and S3.9, respectively.

Decernotinib (JAK-3i) and peficitinib (non-selective JAKi) were effective as monotherapy and in combination with csDMARDs or MTX in various populations.<sup>73–82</sup>

Filgotinib (JAK-1 selective JAKi) was effective in reducing signs and symptoms of RA as well as improving physical function and patients quality of life in two phase II studies investigating MTX-IR patients in combination with MTX (DARWIN 1) and as monotherapy (DARWIN 2).<sup>83</sup>

**Table 2** Primary efficacy outcomes of trials comparing biological DMARDs with or without background csDMARD therapy to placebo

Study	Risk of bias	Treatment	N	Time point (weeks)	Primary endpoint	Outcome	P value
Damjanov 2016 <sup>13</sup>	High	Pbo/Pbo/Pbo+MTX	40	16	ACR 20 (%)	NR	Reference
		SBI-087/Pbo/Pbo+MTX	43			NR	NS
		SBI-087/SBI-087/Pbo+MTX	42			NR	NS
		SBI-087/Pbo/SBI-087+MTX	43			NR	NS
		SBI-087/SBI-087/SBI-087+MTX	41			NR	0.046
Mazurov 2018 <sup>14</sup>	Abstract	Placebo +MTX	52	24	ACR 20 (%)	29	Reference
		BCD-020 600 mg+MTX	107			66	<0.001
Fleischmann 2017 (TARGET) <sup>15</sup>	Low	Placebo +csDMARDs	181	12/24	ACR 20 (%) / ΔHAQ-DI	34/−0.3	Reference
		SLM 150 mg Q2W+csDMARDs	181			56/−0.5	<0.001
		SLM 200 mg Q2W+csDMARDs	184			61/−0.6	<0.001
Tanaka 2018b (KAKEHASI) <sup>16</sup>	Abstract	Placebo +MTX	82	24	ACR 20 (%)	15	Reference
		SLM 150 mg Q2W+MTX	81			68	<0.001
		SLM 200 mg Q2W+MTX	80			58	<0.001
Aletaha 2017 (SIRROUND-T) <sup>17 18</sup>	Low	Placebo±csDMARDs	294	16	ACR 20 (%)	24	Reference
		SKM 50 mg Q4W±csDMARDs	292			40	<0.001
		SKM 100 mg Q2W±csDMARDs	292			45	<0.001
Takeuchi 2017 (SIRROUND-D) <sup>19</sup>	Unclear	Placebo +csDMARD	556	16/52	ACR 20 (%) / ΔmTSS	26/1.96	Reference
		SKM 50 mg Q4W+csDMARD	557			55/0.35	<0.001
		SKM 100 mg Q2W+csDMARD	557			54/0.3	<0.001
Takeuchi 2016 (RA0083) <sup>20</sup>	Low	Placebo +MTX	29	12	ΔDAS28-CRP	−0.64	Reference
		OKZ 60 mg Q4W+MTX	32			−2.18	<0.001
		OKZ 120 mg Q4W+MTX	32			−2.45	<0.001
		OKZ 240 mg Q4W+MTX	36			−2.68	<0.001
Dorner 2017 <sup>21</sup>	Abstract	(Open-Label) TCZ 162 mg QW	60	12	ACR 20 (%), no formal comparison	78	NR
		VBM 150 mg Q4W	62			73	
		VBM 150 mg Q2W	62			77	
		VBM 225 mg Q2W	63			81	
			69			81	
Weinblatt 2017 <sup>22</sup>	Abstract	Placebo +MTX	69	12	ACR 20 (%)	62	Reference
		VBM 75 mg Q4W+MTX	69			75	NS
		VBM 150 mg Q4W+MTX	70			81	NS
		VBM 150 mg Q2W	68			78	NS
		VBM 225 mg Q2W	69			72	NS
Burmester 2017b (EARTH EXPLORER 1) <sup>23</sup>	Low	Placebo +MTX	81	12/24	ACR 20 (%) / ΔDAS28-CRP	25/−0.68	Reference
		MVM 150 mg Q2W+MTX	79			51/−1.9	<0.001
		MVM 100 mg Q2W+MTX	85			61/−1.64	<0.001
		MVM 30 mg Q2W+MTX	81			73/−1.37	<0.001
Buckley ACR 2018 <sup>24 25</sup>	Abstract	Placebo +MTX	37	12	DAS28-CRP <2.6 (%)	3	Reference
		OTM 22.5 mg +MTX	37			5	0.547
		OTM 45 mg+MTX	37			16	0.077
		OTM 90 mg+MTX	37			19	0.053
		OTM 135 mg+MTX	37			14	0.122
		OTM 180 mg+MTX	37			14	0.134
Tahir 2017 (REASSURE) <sup>26</sup>	Unclear	Placebo±MTX	214	24	ACR 20 (%)	19.6	Reference
		SEC 3×10 mg/kg i.v. Q2W/150 mg s.c. Q4W±MTX	213			35	<0.001
		SEC 3×10 mg/kg i.v. Q2W/75 mg s.c. Q4W±MTX	210			35	<0.001
Mease 2018 <sup>27</sup>	Unclear	Placebo +MTX	51	16	ACR 20 (%)	41	Reference
		CNT06785 15 mg Q4W+MTX	52			52	NS
		CNT06785 50 mg Q4W+MTX	51			47	NS
		CNT06785 100 mg Q4W+MTX	51			37	NS
		CNT06785 200 mg Q4W+MTX	52			40	NS
Dokoupilova 2018 (REASSURE2) <sup>28</sup>	Unclear	Placebo +csDMARDs	81	24	ACR 20 (%)	27	Reference
		SEC 150 mg+csDMARDs	81			38	0.157
		SEC 75 mg+csDMARDs	80			38	0.200

Continued

Table 2 Continued

Study	Risk of bias	Treatment	N	Time point (weeks)	Primary endpoint	Outcome	P value
van Vollenhoven 2018 <sup>29</sup>	Low	Placebo +MTX	79	12	ACR 20 (%)	35	Reference
		TLM 25 mg+MTX	80			42	0.395
		TLM 100 mg+MTX	78			47	0.165
		TLM 200 mg+MTX	76			44	0.274
Bi 2018 (RAPID-C) <sup>132</sup>	High	Placebo +MTX	113	24	ACR 20 (%)	24	Reference
		CZP +MTX	316			55	<0.001
Smolen 2017a <sup>133</sup>	Low	Placebo +MTX	55	28	ACR 20 (%)	40	Reference
		UKM 90 mg Q8W+MTX	55			53	0.877
		UKM 90 mg Q12W+MTX	55			55	
		GKM 50 mg Q8W+MTX	55			38	0.101
		GKM 200 mg Q8W+MTX	54			44	

Detailed results of risk of bias analyses are shown in online supplementary table S2.2 in the supplementary appendix.

Δ, change from baseline; ACR, American College of Rheumatology response criteria; csDMARD, conventional synthetic disease-modifying antirheumatic drugs; CZP, certolizumab pegol; DAS28-CRP, Disease Activity Score of 28 joints with C-reactive protein; GKM, guselkumab; HAQ-DI, Health Assessment Questionnaire Disability Index; i.v., intravenous; mTSS, modified total Sharp score; MTX, methotrexate; MVM, mavrilimumab; NR, not reported; NS, not significant; OKZ, olokizumab; OTM, Otilimab; Pbo, placebo; s.c., subcutaneous; SEC, secukinumab; SKM, sirukumab; SLM, sarilumab; TCZ, tocilizumab; TLM, tregalizumab; UKM, ustekinumab; VBM, vobalilizumab.

GS-9876, an oral spleen tyrosine kinase inhibitor did not show clinical efficacy compared with placebo.<sup>84</sup>

Baricitinib (BARI) (JAK-1/2i) showed efficacy compared with placebo in csDMARD-IR (RA-BUILD) patients,<sup>85 86</sup> MTX-IR patients,<sup>87 88</sup> and in early RA as monotherapy or in combination with MTX.<sup>89 90</sup>

Upadacitinib proved to be efficacious versus placebo in phase 3 trials of various RA populations, MTX-naive,<sup>91</sup> csDMARD/MTX-IR,<sup>92-98</sup> bDMARD-IR (SELECT-BEYOND)<sup>99 100</sup> and tsDMARD versus bDMARD head-to-head trials.

Five reports on three different head-to-head trials (three with low RoB) comparing tsDMARDs to ADA were included. Baseline characteristics are shown in online supplementary table S2.9 and detailed efficacy results in online supplementary table S3.10.

In RA-BEAM, BARI 4 mg+MTX was shown to be superior to ADA 40 mg Q2W+MTX clinically (ACR20 at week 12: 70% vs 61%,  $p=0.014$ ; ΔDAS28-CRP at week 12:  $-2.24$  vs  $-1.95$ ,  $p<0.001$ ) and functionally (ΔHAQ at week 12:  $-0.66$  vs  $-0.56$ ,  $p\leq 0.01$ ). Regarding structural progression, ADA and BARI were superior compared with placebo (change from baseline in mTSS at week 24: BARI: 0.41 vs ADA: 0.33 vs placebo: 0.9,  $p$  vs placebo  $<0.001$ ).<sup>101 102</sup> Regarding core set variables, the differences related to patient reported outcomes and CRP, but not to swollen joint counts (SJC).

ORAL strategy investigated the non-inferiority of tofacitinib 5 mg two times per day with or without MTX compared with ADA 40 mg Q2W+MTX. Non-inferiority was demonstrated for tofacitinib +MTX versus ADA +MTX (ACR50 at week 24: 46% vs 44%, difference: 2%; 98.34% CI  $-6\%$  to  $11\%$ ), but not for tofacitinib monotherapy versus ADA +MTX (ACR50 at week 24: 38% vs 44%;  $-6\%$  ( $-14\%$ – $3\%$ )) or versus tofacitinib +MTX (ACR 50 at week 24: 38% vs 46%;  $-8\%$  ( $-16\%$ – $1\%$ )).<sup>103 104</sup>

Upadacitinib+MTX was shown to be superior to ADA +MTX in SELECT-COMPARE in both coprimary endpoints (ACR20 at week 12: 70.5% vs 63%,  $p<0.05$ ; DAS28-CRP $<2.6$  at week 12: 28.7% vs 18%,  $p<0.001$ ), with radiographic superiority of upadacitinib +MTX vs placebo +MTX (ΔmTSS at week 26: 0.24 vs 0.92,  $p<0.001$ ) and numerically similar results between upadacitinib +MTX and ADA +MTX (ΔmTSS at week 26: 0.24 vs 0.10).<sup>105 106</sup> Also in this study, the differences related to patient-reported outcomes and CRP, but not to SJC.

Key outcomes are summarised in table 4. Figure 2 shows descriptive forest plots using ACR 20/50 and 70 response rates. Figure 3 summarises outcomes of trials investigating the efficacy of bDMARDs and tsDMARDs (based on their mode of action) compared with placebo.

### Strategy trials

IMAGINE-RA, a non-blinded strategic trial (high RoB) which enrolled patients with stable, controlled disease activity (DAS28-CRP  $\leq 3.2$  and no swollen joints), compared an MRI guided with a purely clinical treat-to-target strategy. The trial did not meet its coprimary endpoints at month 24, as no differences in DAS28-CRP $<2.6$  rates (85% vs 88%, respectively) or differences in the proportion of patients who had no radiographic progression (66% vs 62%) were observed. However, in the MRI-T2T group, more patients needed treatment escalation (73% vs 17%) and initiation of bDMARD therapy (46% vs 2%) accompanied by higher costs and three times more serious adverse events.<sup>6</sup>

### Tapering and stopping therapy

In total 25 studies (three with low RoB) investigated tapering and/or stopping csDMARD, bDMARD or tsDMARD therapy. Primary results are shown in table 5, baseline characteristics are shown in online supplementary table S2.7 and secondary outcomes are shown in online supplementary tables S3.6, S3.7 and S3.8

### Tapering and stopping csDMARDs or GCs

MUSICA, a double-blind, non-inferiority RCT (low RoB) investigated randomised MTX dosage reduction to 7.5 mg/week compared with continuation of 20 mg/week in MTX-IR patients with open-label ADA initiation. The mean DAS28-CRP was statistically lower in the standard-dose group (3.75 vs 4.12,  $p=0.014$ ) and non-inferiority of high versus low MTX dosage was therefore not shown (ΔDAS28-CRP 0.37 (95% CI 0.07 to 0.66) at week 24; NI-margin: 15%=0.56).<sup>107</sup> Thus, a mandatory dose reduction from 20 to 7.5 mg MTX weekly seems too low for combination therapy with a TNFi.

A Canadian open-label RCT (high RoB) reported no differences in DAS28-ESR change after patients treated with certolizumab

**Table 3** Head-to-head studies comparing bDMARDs to other bDMARDs

Population	Study	Risk of bias	Treatment	N	Primary endpoint	P value	ACR20 (%)	ACR50 (%)	ACR70 (%)	DAS28 <2.6 (%)	CDAI ≤2.8 (%)	ΔHAQ	
MTX-IR	Burmester 2017 (MONARCH) <sup>63,137</sup>	Low	ADA 40 mg Q2W	185	ΔDAS28-ESR at week 24	<0.001	58	30	12	7	3	-0.43	
			SLM 200 mg Q2W	184				72	46	23	27	7	-0.61
	Smolen 2016 (EXXELERATE) <sup>4</sup>	Low	ADA 40 mg Q2W+MTX	454	ACR 20 (%) at week 12	0.532	71				22		
			CZP 400/200 mg Q2W+MTX	454			69					25	
	Taylor 2018 (SIRROUND-H) <sup>66</sup>	Low	ADA 40 mg Q2W	186	ACR 50 (%) + ΔDAS28-ESR at week 24	Reference	57	32	13	8			-0.52
			SKM 50 mg Q4W	186			54	27	12	13			
	Genovese 2018b <sup>65</sup>	Low	SKM 100 mg Q2W	187		0.464/ <0.001	59	35	16	20			-0.53
			ADA 40 mg Q2W+MTX	56	ACR 20 (%) at week 12	Reference	68	48	21	30		7	-0.6
			ABT-122 60 mg Q2W+MTX	55		0.863	62	35	22	22		7	-0.6
	csDMARD-IR	Porter 2016 (ORBIT) <sup>62</sup>	High	ABT-122 120 mg Q2W+MTX	56		0.414	75	46	18	38	11	-0.6
ABT-122 120 mg QW +MTX				55		0.196	80	47	36	42	11	-0.9	
Anti-CD20 (RTX)				140	ΔDAS28-ESR (non-inferiority) at week 52	0.24	66	49	23	23			-0.49
TNF-IR	Blanco 2017 (NURTURE 1) <sup>38</sup>	Low	TNF (ETA/ADA)	134			71	45	26	21			-0.38
			Placebo +csDMARD	138	ACR 20 (%) at week 24	Reference	18	9	5				-0.3
			ABA 500/750/1000mg+csDMARD	138		<0.05	43	28	12				-0.6
			SEC 10 mg/kg i.v. +150 mg s.c. Q4W+csDMARD	137		0.031	31	17	10				-0.4
			SEC 10 mg/kg i.v. +75 mg s.c. Q4W+csDMARD	138		0.092	28	12	5				-0.3
Mixed cs/bDMARD-IR	Weinblatt 2018 (EARTH EXPLORER 2) <sup>64</sup>	Low	GLM 50 mg Q4W	68	ACR 20/50/70%, DAS28-CRP <2.6, ΔHAQ>0.22 at week 24	0.666/0.293/0.156/0.108/0.208	66	43	26	29	18	-0.64	
			MVM 100 mg Q2W+MTX	70			62	35	16	17	6		-0.44

Results of secondary efficacy outcomes are shown at the time point of the primary endpoint.

\*Study not powered to formally compare the treatments. Detailed results of risk of bias analyses are shown in online supplementary table S2.2 in the supplementary appendix.

Δ, change from baseline; ABA, abatacept; ACR, American College of Rheumatology; ADA, adalimumab; bDMARDs, biological disease-modifying antirheumatic drugs; CDAI, clinical disease activity index; CRP, C-reactive protein; csDMARDs, conventional synthetic disease-modifying antirheumatic drugs; CZP, certolizumab pegol; DAS28, Disease Activity Score of 28 joints; ESR, erythrocyte sedimentation rate; ETA, etanercept; GLM, golimumab; HAQ, Health Assessment Questionnaire; i.v., intravenous; ITX, methotrexate; MVM, mavrilimumab; RTX, rituximab; SEC, secukinumab; SKM, sirukumab; SLM, sarilimumab; TNF, TNF inhibitor; TNF-IR, tumour necrosis factor-insufficient responder.



Table 4 Major efficacy outcomes of head-to-head studies comparing JAK inhibitors to adalimumab

Study	Study design	Risk of bias	Treatment	N	Primary endpoint	P value	ACR20 (%)	ACR 50 (%)	ACR 70 (%)	DAS28 <2.6 (%)	CDAI ≤2.8 (%)	ACR/EULAR Boolean rem. (%)	ΔHAQ	ΔmTSS
Taylor/Keystone 2017 (RA-BEAM) <sup>101,102</sup>	S	Low	Placebo +MTX BARI 4 mg+MTX ADA 40 mg Q2W+MTX	488 487 330	ACR 20 (%) at week 12	BARI versus PLC:<0.001; BARI versus ADA <0.01	40 70 61	17 45 35	5 19 13	4 24 19	2 8 7	1 7 5	-0.34 -0.66 -0.56	0.9* 0.41* 0.33*
Fleischmann 2017/Strand EULAR 2018 (ORAL-Strategy) <sup>103,104</sup>	NI	Low	ADA 40 mg Q2W+MTX TOFA 5 mg two times per day+PLC TOFA 5 mg two times per day+MTX	386 384 376	ACR 50 (%) at week 24	Reference 0.051 <0.001	71 65 73	44 38 46	21 18 25	28 21 31	13 10 14	9 7 8	-0.54 -0.52 -0.58	NR NR NR
Fleischmann ACR 2018 (SELECT-COMPARE) <sup>105,106</sup>	S	Low	Placebo +MTX ADA 40 mg Q2W+MTX UPA 15 mg OD +MTX	651 327 651	ACR 20 (%)+DAS28-CRP<2.6 at week 12	UPA versus PLC:<0.001 / <0.001; UPA versus ADA:<0.05/<0.001	36 63 71	15 29 45	5 14 25	6 18 29	3 8 13	2 4 9.8	-0.28 -0.49 -0.6	0.92† 0.11 0.24†

Results of secondary efficacy outcomes are shown at the time point of the primary endpoint.

\*Week 24.

†Week 26.

ADA, adalimumab; BARI, baricitinib; CRP, C-reactive protein; DAS28, Disease Activity Score of 28 joints; EULAR, European League against Rheumatism; HAQ, Health Assessment Questionnaire; JAK, Janus kinase; mTSS, modified total Sharp Score; MTX, methotrexate; NI, non-inferiority; NR, not reported; OD, once daily; PLC, placebo; S, superiority; TOFA, tofacitinib; UPA, upadacitinib.

plus csDMARD had been randomised to continue combination therapy or discontinue csDMARDs (-2.1 vs -2.1).<sup>108-110</sup>

The SEMIRA trial (conference abstract) investigated patients treated with TCZ ±csDMARD therapy who also had stable GC therapy of 5 mg/day, comparing blinded tapering of GCs with continuation of GCs. A significant increase of disease activity (ΔDAS28-ESR) was seen in the discontinuation group compared with continuation (0.613, 95% CI 0.346 to 0.879, p<0.001). Sixty-six per cent of patients discontinuing remaining in stable DAS28 ≤3.2 without experiencing disease flares, compared with 77% (RR 0.833, 95% CI 0.714 to 0.972, p=0.021) in the stable GC group.<sup>111</sup>

Several trials (one low RoB, one unclear RoB, one high RoB) showed non-inferiority of MTX tapering versus continuation in patients receiving ongoing (long-term) TCZ therapy.<sup>112-114</sup>

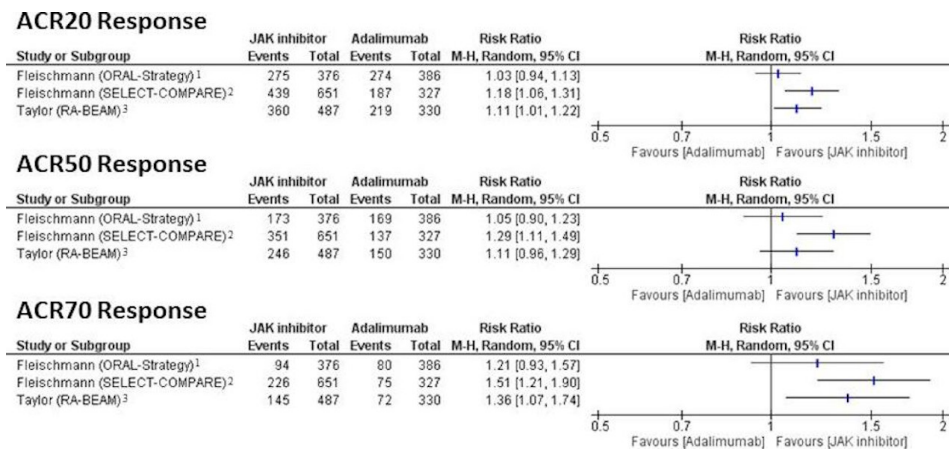
A substudy of the CareRA study investigated randomised step-down from COBRA Avant-Garde (MTX+LEF + initial prednisone 30 mg step-down) to either MTX (15 mg/week) or LEF (20 mg/day) monotherapy if they achieved an DAS28-CRP ≤3.2 after treatment induction during period of 40-52 weeks of therapy. After 65 weeks, significantly more patients achieved DAS28-CRP <2.6, CDAI ≤10 or SDAI ≤11 in the MTX arm (30/32, 93.8%; 32/32, 100%; 32/32, 100% respectively) than in the LEF arm (19/26, 73.1%, p=0.031; 21/26, 80.8%, p=0.009; 22/26, 84.6%, p=0.021)<sup>115,116</sup> bDMARD tapering.

The POET study, a large open-label RCT (high RoB) randomised patients in stable low disease activity for 6 months (DAS28-ESR ≤3.2 or based on rheumatologists' impression) to either stop or continue their TNFi therapy, comparing proportions of patients experiencing a disease flare (DAS28-ESR ≥3.2 + DAS28-ESR change from baseline >0.6) during 12 months. About 20% of patients could stop their TNFi therapy without experiencing a flare, but among those who continued TNFi therapy 50% did not experience a flare (TNFi stopping: 18.2% vs TNFi continuation: 51.2%, p<0.001; HR 3.50; 95% CI 2.60 to 4.72).<sup>117,118</sup>

In C-OPERA, Japanese patients discontinued or continued certolizumab pegol after achieving DAS28-ESR ≤3.2 at week 52. At week 104, 29.3% of patients who stopped certolizumab pegol could maintain SDAI remission, compared with 41.5% of patients continuing (p=0.026). Significantly more radiographic progression occurred in patients who stopped certolizumab until week 104 (ΔmTSS at week 104 0.66 vs 3.01, p=0.001).<sup>119</sup>

In C-EARLY, a trial investigating certolizumab +MTX in csDMARD naive patients with early RA, patients who achieved DAS28-ESR ≤3.2 at year 1 were either continued on CZP every 2 weeks, increased dosing interval of CZP (to every 4 weeks) or stopped CZP completely. Although the trial failed to meet its primary endpoint (% of patients in DAS28-ESR ≤3.2 without flare at week 104), similar results for CZP Q2W versus interval prolongation to CZP every 4 weeks (48.8% vs 53.2%, p=0.112) were seen. Furthermore, 39.2% of patients could stop CZP completely and maintain DAS28-ESR ≤3.2 but the difference compared with continuation was significant (48.8% vs 39.2%, p=0.041).<sup>120</sup>

Further studies investigated the discontinuation of TCZ after combination therapy with MTX (SURPRISE study) and achieving DAS28-ESR <2.6: sustained DAS28-ESR <2.6 and DAS28-ESR ≤3.2 rates were more frequent in patients receiving concomitant MTX compared with TCZ monotherapy after 104 weeks (24% vs 14%, p=0.005; 55% vs 27%, p=0.005).<sup>121</sup> Tapering TNFi dose by 33% in patients with DAS28-ESR ≤3.2 for 3 months did not lead to increased flare rates (12% vs 16%, HR: 0.90, 95% CI 0.23 to 3.48, p=0.873), reducing the TNFi



**Figure 2** Forest plots showing risk ratios of ACR 20, 50 and 70 responses in trials comparing JAK inhibitors+MTX to adalimumab +MTX in MTX-IR patients. 1, tofacitinib; 2, upadacitinib; 3, baricitinib. ACR, American College of Rheumatology; IR, insufficient responder; M-H, Mantel-Haenszel; MTX, methotrexate; JAK, Janus kinase.

dose by 66% resulted in not statistically significantly different flare rates (DAS28-ESR >3.2 and ΔDAS28-ESR ≥0.6) compared with treatment continuation (29% vs 16%, HR 2.52, 95% CI 0.85 to 7.48, p=0.097).<sup>122</sup>

A novel tapering strategy, using a biomarker, matrix metalloproteinase (MMP-3), or combined SDAI +MMP-3-guided tapering of bDMARDs in patients achieving SDAI ≤3.3 and normalisation of MMP-3 showed non-inferiority at week 52 as compared with just clinically guided maintenance of SDAI ≤3.3.<sup>123</sup> Open-label interval prolongation in patients with high ADA trough levels (defined as >8 µg/mL) did not lead to increased disease activity (using DAS28-ESR, CDAI or SDAI).<sup>124</sup>

**Tapering of tsDMARDs**

The RA-BEYOND study randomised patients from four trials of BARI at 4 mg who had achieved stable CDAI ≤10 to either continue BARI 4 mg or reduce dose to 2 mg. While more patients who continued full dose maintained CDAI low disease activity compared with those who reduced the dose (93% vs 83%, p<0.001 at 3 months; 87% vs 75%, p<0.001, at 6 months; 80% vs 67%, p<0.01 at 12 months for BARI 4 mg continuation vs dose reduction to BARI 2 mg, respectively), a majority of patients maintained their good disease state despite dose reduction. Further, in patients being in CDAI ≤2.8 at randomisation, fewer patients lost their disease activity state. Of those who flared after dose reduction, the majority (66.7%) regained their CDAI <10 state within 24 weeks after dose increase to 4 mg. Thirteen of the 16 patients not regaining their CDAI <10 state after 24 weeks were able to do so at a subsequent time point.<sup>125</sup>

**Combined bDMARDs and csDMARDs tapering and/or stopping** IMPROVED, a Dutch strategy trial (high RoB) aimed at drug free remission in patients with early RA and undifferentiated arthritis. After 5 years, 15%–20% (p=0.374) of patients could achieve drug-free remission.<sup>126</sup>

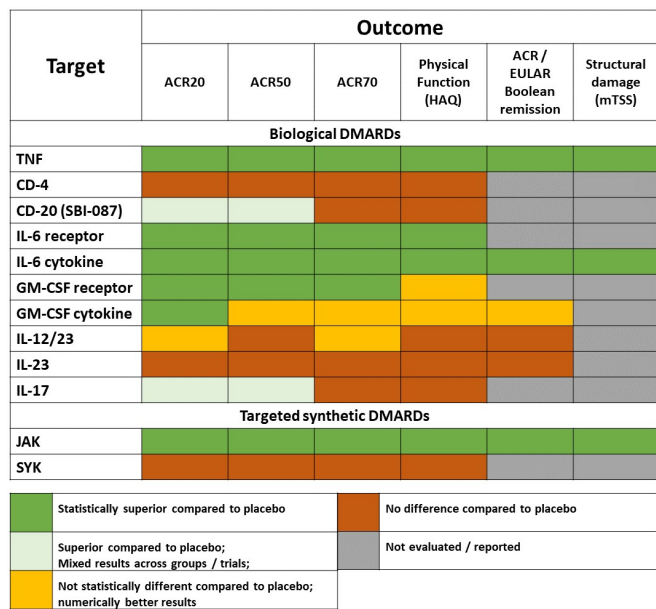
Dose reduction (by 50%) or stopping either csDMARDs, bDMARDs or both compared with dose continuation was investigated in a study of patients achieving stable DAS28-ESR <2.6 for at least 6 months (high RoB). In the control group 6.5% of patients flared, while 42%–77% flared after dose reduction or stopping therapy completely.<sup>127</sup>

The TARA study compared csDMARD tapering with bDMARD tapering in patients who had long-standing combination therapy and found no significant differences in the flare (defined as DAS44 >2.4 and/or SJC >1) ratio between both groups (HR 0.91; 95% CI 0.68 to 1.22; p=0.55).<sup>128</sup>

**DISCUSSION**

This SLR was performed to inform the task force for the 2019 update of the EULAR recommendations for the management of RA on the efficacy of various DMARDs as presented in publications from 2016 to March 2019. These publications covered a total of 32 DMARDs.

The SLR confirmed the high efficacy of csDMARD plus GC combination therapy as well as the efficacy of TNFi, IL-6Ri, ABA



**Figure 3** Efficacy of different targets of biological and targeted synthetic disease-modifying drugs compared against placebo, shown across major clinical trial outcomes of randomised controlled trials published from 2016 to 2018. ACR, American College of Rheumatology response criteria; CD, cluster of differentiation; DMARD, disease-modifying antirheumatic drugs; EULAR, European League against Rheumatism; GM-CSF, colony-stimulating factor; HAQ, Health Assessment Questionnaire; IL, interleukin; JAK, Janus kinase; mTSS, modified total Sharp score; Syk, spleen tyrosine kinase; TNF, tumour necrosis factor.

**Table 5** Primary outcomes of studies investigating csDMARD, bDMARD and tsDMARD tapering and stopping

Study	Primary outcome	Endpoint (week)	Treatment arm	N	Result	P value
<b>csDMARD tapering</b>						
Kaeley 2016 (MUSICA) <sup>107</sup>	Mean DAS28-CRP	24	ADA 40 mg Q2W+7.5 mg MTX	154	4.12	0.014
			ADA 40 mg Q2W+20 mg MTX	155	3.75	
Keystone 2016 (CAMEO) <sup>144</sup>	$\Delta$ DAS28-ESR	24	ETN 50 mg QW; MTX discontinuation	98	0.5	0.815
			ETN 50 mg QW +MTX continuation	107	0.04	
Pope EULAR 2017/ACR 2018/2019 <sup>98-110</sup>	$\Delta$ DAS28-ESR	76	CZP +csDMARD continuation	37	-2.1	NR
			CZP +csDMARD discontinuation	44	-2.1	
Burmester ACR 2018 (SEMIRA) <sup>111</sup>	$\Delta$ DAS28-ESR	24	TCZ $\pm$ csDMARDs; GC tapering	131	0.538	<0.001
			TCZ $\pm$ csDMARDs; GC continuation	128	-0.075	
Pablos 2018 (JUST-ACT) <sup>112</sup>	$\Delta$ DAS28-ESR week 16 week 28	28	TCZ 8 mg/kg+MTX	82	0.007	95% CI -0.40 to 0.27
			TCZ 8 mg/kg+PLC	82	0.073	
Kremer 2018 (COMP-ACT) <sup>113</sup>	$\Delta$ DAS28-ESR week 24 week 40	40	TCZ 162 mg s.c. +PLC	147	0.46	95% CI 0.045 to 0.592
			TCZ 162 mg s.c. +MTX	147	0.14	
Edwards 2018 (ACT-TAPER) <sup>114</sup>	Pat. Maintaining EULAR good/moderate response from week 24-60	60	TCZ 8 mg/kg Q4W+PBO	136	77%	0.036
			TCZ 8 mg/kg Q4W+MTX	136	65%	
Stouten 2018 (CareRA) <sup>115 116</sup>	DAS28-CRP <2.6	65	MTX +LEF->MTX 15 mg/week	32	94%	0.031
			MTX+LEF->LEF 20 mg/day	26	73%	
<b>bDMARD tapering</b>						
Oba 2017/Tanaka ACR 2018 (RRRR) <sup>140 141</sup>	1-year sustained discontinuation rate of INF	106	INF 3 mg/8 mg/10 mg/kg Q8W based on TNF levels	170	24%	0.631
			INF standard 3 mg/kg Q8W	167	21%	
Chatzidionysiou 2016 (ADMIRE) <sup>142</sup>	DAS28 <2.6 at week 28	28	ADA +MTX continuation	16	94%	0.001
			ADA discontinuation; MTX monotherapy	16	33%	
Ghiti Moghadam 2016/2018 (POET) <sup>117 118</sup>	% of pat. DAS28 $\geq$ 3.2 + $\Delta$ DAS28 >0.6 for 1 year	52	Stopping TNFi	531	51%	<0.001
			Continuation of TNFi	286	18%	
Atsumi 2017 (C-OPERA) <sup>119</sup>	$\Delta$ mTSS	104	CZP +MTX continuation	108	0.66	0.001
			Stopping CZP; MTX+PLC	71	3.01	
Kaneko 2018 (SURPRISE) <sup>121</sup>	TCZ free rate	104	stopping TCZ; MTX monotherapy	49	67%	0.001
			stopping TCZ; No DMARD	53	29%	
Weinblatt 2017 (C-EARLY) <sup>120</sup>	DAS28-ESR $\leq$ 3.2 without flares during week 52-104	104	CZP 200 mg Q2W+MTX (standard)	84	49%	Reference
			CZP 200 mg Q4W+MTX (reduced frequency)	126	53%	
			Placebo +MTX (CZP stopped)	79	39%	
Ibrahim 2017 (OPTIRRA) <sup>122</sup>	Flare rate ( $\Delta$ DAS28 $\geq$ 0.6 + DAS28 >3.2 + $\Delta$ SJC OR $\Delta$ DAS28 >1.2 + DAS28 >3.2)	24	TNFi 33% tapering; csDMARD	26	12%	0.873
			TNFi 66% tapering; csDMARD	21	29%	
			Control; csDMARD continuation	50	16%	
Bouman 2017 (DRESS) <sup>145</sup>	Incidence of major flare ( $\Delta$ DAS28-CRP >1.2 or $\Delta$ DAS28-CRP >0.6+DAS28-CRP $\geq$ 3.2 for >12 weeks)	144	TNFi dose reduction extension	115	17%	3%, 95% CI -10% to 15%
			Usual care extension	57	14%	
l'Ami 2018 <sup>124</sup>	$\Delta$ DAS28-ESR	28	ADA 40 mg Q3W $\pm$ MTX	27	-0.14	0.01
			ADA 40 mg Q2W $\pm$ MTX	27	0.3	
<b>tsDMARD tapering</b>						
Takeuchi 2019 (RA-BEYOND) <sup>125</sup>	CDAI $\leq$ 10	12	Continued BARI 4 mg $\pm$ csDMARD	281	93%	<0.001
			BARI Step-down 2 mg $\pm$ csDMARD	278	83%	

$\Delta$ , change from baseline; ACR, American College of Rheumatology; ADA, adalimumab; BARI, baricitinib; bDMARD, biological disease-modifying antirheumatic drug; CDAI, Clinical Disease Activity Index; CRP, C-reactive protein; csDMARDs, conventional synthetic disease-modifying antirheumatic drugs; CZP, certolizumab pegol; DAS28, Disease Activity Score of 28 joints; ESR, erythrocyte sedimentation rate; ETN, etanercept; EULAR, European League against Rheumatism; GC, glucocorticoid; INF, infliximab; LEF, leflunomide; mTSS, modified total Sharp Score; MTX, methotrexate; MTX, methotrexate; PLC, placebo; SJC, swollen joint count; TCZ, tocilizumab; TNFi, tumour necrosis factor inhibitor; tsDMARD, targeted synthetic DMARD.

and rituximab as well as bsDMARDs in csDMARD (including MTX) IR patients. With respect to bsDMARDs, switch (including multiple switch) studies between bs and bDMARDs confirmed long-term safety and efficacy of biosimilars. Like bDMARDs, JAKi are efficacious in patients with RA. Several trials compared one bDMARD class (usually TNFi agents) with bDMARDs of other classes revealing similarity of response. Likewise, head-to-head trials between JAKi and anti-TNF did not reveal clinically important differences regarding efficacy.

In patients who failed a TNFi or other bDMARDs, tsDMARDs and also bDMARDs of the same or other classes revealed generally similar clinical efficacy<sup>4 99 100</sup> or relatively small differences.<sup>68</sup> Of interest (and part of the previous research agenda), sarilumab, an anti-IL-6R antibody, showed efficacy in patients who had an IR to TCZ, another IL-6Ri,<sup>67</sup> and in a study published after this SLR, TNFi showed efficacy after failure of JAKi.<sup>129</sup>

A strategy trial comparing treatment aimed at clinical remission to therapy aimed at remission by MRI showed no difference in clinical outcomes, but more adverse events and

more costs in the imaging group, further confirming that stringent clinical remission is a sufficient treatment target and that imaging remission not only fails to convey better efficacy, but may constitute a potentially dangerous and costly overtreatment.<sup>6</sup>

Tapering studies revealed that dose reduction of JAKi and bDMARDs is feasible and that when starting dose reduction in sustained stringent remission less patients flare when compared with start of tapering just in sustained low disease activity.<sup>125</sup> Importantly, patients who flare can mostly (70%–80%) regain their prior good response.

The results of this SLR were presented to the task force and, together with the safety SLR,<sup>8</sup> formed the basis for the update of the EULAR RA management recommendations.

#### Author affiliations

<sup>1</sup>Medical University of Vienna, Vienna, Austria

<sup>2</sup>Leiden University Medical Center, Leiden, The Netherlands

<sup>3</sup>NOVA Medical School, Universidade Nova de Lisboa, Lisbon, Portugal

<sup>4</sup>Hospital Cochin, Paris, France

<sup>5</sup>Amsterdam Rheumatology Center, Amsterdam, The Netherlands

<sup>6</sup>University of Glasgow, Glasgow, UK

<sup>7</sup>University Medical Center Utrecht, Utrecht, The Netherlands

<sup>8</sup>Charité – University Medicine Berlin, Berlin, Germany

<sup>9</sup>EULAR Standing Committee, Zurich, Switzerland

<sup>10</sup>Northwell Health, New York, New York, USA

**Correction notice** This article has been corrected since it published Online First. Table 5 formatting has been corrected and the MONARCH study line in table 3 transposed.

**Contributors** All authors contributed and finally approved the current manuscript.

**Funding** European League Against Rheumatism.

**Competing interests** AK: Honoraria from Bristol-Myers Squibb, Celgene, Gilead, Merck Sharp and Dohme, Novartis and Pfizer. AS: Honoraria as speaker: JSS: Grants from Abbvie, Astra-Zeneca, Janssen, Lilly, Novartis, Roche and honoraria from Abbvie, Amgen, Astra-Zeneca, Astro, BMS, Celgene, Celltrion, Chugai, Gilead, ILTOO, Janssen, Lilly, MSD, Novartis-Sandoz, Pfizer, Roche, Samsung, Sanofi, UCB. DvdH: Received consulting fees from AbbVie, Amgen, Astellas, AstraZeneca, BMS, Boehringer Ingelheim, Celgene, Daiichi, Eli-Lilly, Galapagos, Gilead, Glaxo-Smith-Kline, Janssen, Merck, Novartis, Pfizer, Regeneron, Roche, Sanofi, Takeda, UCB Pharma and is Director of Imaging Rheumatology bv. MD: Received research grants from and honorarium fees for his participation at advisory boards and/or symposium organised by PFIZER, UCB, ABBVIE, LILLY, NOVARTIS, BMS, ROCHE, UCB, MERCK. RvV: Research Support and Grants: BMS, GSK, Lilly, Pfizer, UCB Pharma. Consultancy, honoraria: AbbVie, AstraZeneca, Biotest, Celgene, GSK, Janssen, Lilly, Novartis, Pfizer, Servier, UCB. IM: grants from Astra Zeneca, UCB, BMS, Janssen, GSK, Compugen, Boehringer, Celgene and honoraria from Abbvie, BMS, Janssen, Novartis, UCB, Astra Zeneca, Celgene, Causeway, Lilly, Leo, Novimmune. JWB: Honoraria as speaker and for consulting: Abbvie, Lilly, MSD, Roche, Sanofi, SUNGB: Honoraria as speaker and for consulting: Abbvie, BMS, Gilead, Lilly, MSD, Pfizer, UCB, Roche, Sanofi. MdW: Over the last 2 years Stichting Tools has received fees for lectures or consultancy for contributions of Maarten de Wit from Abbvie, Celgene, Eli Lilly, Janssen-Cilag and Pfizer. LF: none. RL: Received consulting fees from AbbVie, BMS, Celgene, Eli-Lilly, Galapagos, Gilead, Glaxo-Smith-Kline, Janssen, Merck, Novartis, Pfizer, Roche, UCB and is Director of Rheumatology Consultancy bv.

**Patient and public involvement statement** The task force on this project involved a PPI representative (MdW), member of the EULAR Standing Committee of People with Arthritis/Rheumatism in Europe, who contributed during all task force meetings, especially to take patient perspectives into account and refine research questions.

**Patient consent for publication** Not required.

**Provenance and peer review** Not commissioned; externally peer reviewed.

**Data availability statement** All data relevant to the study are included in the article or uploaded as online supplementary information.

**Open access** This is an open access article distributed in accordance with the Creative Commons Attribution Non Commercial (CC BY-NC 4.0) license, which permits others to distribute, remix, adapt, build upon this work non-commercially, and license their derivative works on different terms, provided the original work is properly cited, appropriate credit is given, any changes made indicated, and the use is non-commercial. See: <http://creativecommons.org/licenses/by-nc/4.0/>.

#### ORCID iDs

Andreas Kerschbaumer <http://orcid.org/0000-0002-6685-8873>

Alexandre Sepriano <http://orcid.org/0000-0003-1954-0229>

Désirée van der Heijde <http://orcid.org/0000-0002-5781-158X>

Maarten de Wit <http://orcid.org/0000-0002-8428-6354>

#### REFERENCES

- Nam JL, Takase-Minegishi K, Ramiro S, *et al*. Efficacy of biological disease-modifying antirheumatic drugs: a systematic literature review Informing the 2016 update of the EULAR recommendations for the management of rheumatoid arthritis. *Ann Rheum Dis* 2017;76:1113–36.
- Chatzidionysiou K, Emamikia S, Nam J, *et al*. Efficacy of glucocorticoids, conventional and targeted synthetic disease-modifying antirheumatic drugs: a systematic literature review Informing the 2016 update of the EULAR recommendations for the management of rheumatoid arthritis. *Ann Rheum Dis* 2017;76:1102–7.
- Ramiro S, Sepriano A, Chatzidionysiou K, *et al*. Safety of synthetic and biological DMARDs: a systematic literature review Informing the 2016 update of the EULAR recommendations for management of rheumatoid arthritis. *Ann Rheum Dis* 2017;76:1101–36.
- Smolen JS, Burmester G-R, Combe B, *et al*. Head-To-Head comparison of certolizumab pegol versus adalimumab in rheumatoid arthritis: 2-year efficacy and safety results from the randomised EXXELERATE study. *Lancet* 2016;388:2763–74.
- Smolen JS, Breedveld FC, Burmester GR, *et al*. Treating rheumatoid arthritis to target: 2014 update of the recommendations of an international Task force. *Ann Rheum Dis* 2016;75:3–15.
- Møller-Bisgaard S, Hørslev-Petersen K, Ejbjerg B, *et al*. Effect of magnetic resonance imaging vs conventional Treat-to-Target strategies on disease activity remission and radiographic progression in rheumatoid arthritis: the IMAGINE-RA randomized clinical trial. *JAMA* 2019;321:461–72.
- Smolen JS, Landewé R, Bijlsma J, *et al*. EULAR recommendations for the management of rheumatoid arthritis with synthetic and biological disease-modifying antirheumatic drugs: 2016 update. *Ann Rheum Dis* 2017;76:960–77.
- Sepriano A, Chatzidionysiou K, Smolen JS, *et al*. Safety of synthetic and biological DMARDs: a systematic literature review Informing the 2016 update of the EULAR recommendations for the management of rheumatoid arthritis. *Ann Rheum Dis* 2019.
- van der Heijde D, Aletaha D, Carmona L, *et al*. 2014 update of the EULAR standardised operating procedures for EULAR-endorsed recommendations. *Ann Rheum Dis* 2015;74:8–13.
- Verschueren P, De Cock D, Corluy L, *et al*. Effectiveness of methotrexate with step-down glucocorticoid remission induction (cobra slim) versus other intensive treatment strategies for early rheumatoid arthritis in a treat-to-target approach: 1-year results of CareRA, a randomised pragmatic open-label superiority trial. *Ann Rheum Dis* 2017;76:511–20.
- Stouten V, Joly J, De Cock D. Sustained effectiveness after remission induction with methotrexate and step-down glucocorticoids in patients with early rheumatoid arthritis following a treat-to-target strategy after 2 years. Arthritis and Rheumatology Conference: american college of rheumatology/association of rheumatology health professionals annual scientific meeting, ACR/ARHP 2017 United states, 2017.
- Register KA, Cannella AC, Mikuls TR. Leflunomide, sulfasalazine and hydroxychloroquine for rheumatoid arthritis: efficacious but poorly tolerated. Arthritis and Rheumatology Conference: american college of rheumatology/association of rheumatology health professionals annual scientific meeting, ACR/ARHP 2016 United states Conference start: 20161111 Conference end: 20161116, 2016:2014–5.
- Damjanov N, Tlustochowicz M, Aelion J, *et al*. Safety and efficacy of SBI-087, a subcutaneous agent for B cell depletion, in patients with active rheumatoid arthritis: results from a phase II randomized, double-blind, placebo-controlled study. *J Rheumatol* 2016;43:2094–100.
- Mazurov V, Denisov L, Gordeev I, *et al*. SATO206 Results of the alterra clinical trial – the efficacy of the alternative dosing regimen for rituximab biosimilar in bmdards naive patients with rheumatoid arthritis. *Ann Rheum Dis* 2018;77:963.
- Fleischmann R, van Adelsberg J, Lin Y, *et al*. Sarilumab and Nonbiologic disease-modifying antirheumatic drugs in patients with active rheumatoid arthritis and inadequate response or intolerance to tumor necrosis factor inhibitors. *Arthritis Rheumatol* 2017;69:277–90.
- Tanaka Y, Wada K, Takahashi Y. Efficacy and safety of sarilumab plus methotrexate in a phase 3 trial in Japanese patients with active rheumatoid arthritis (KAKEHASI). International journal of rheumatic diseases Conference: 20th asia pacific league of associations for rheumatology congress, APLAR 2018 Taiwan (republic of china), 2019:200.
- Aletaha D, Bingham CO, Tanaka Y, *et al*. Efficacy and safety of sirukumab in patients with active rheumatoid arthritis refractory to anti-TNF therapy (SIRROUND-T): a randomised, double-blind, placebo-controlled, parallel-group, multinational, phase 3 study. *Lancet* 2017;389:1206–17.
- Tanaka Y, Bingham C, Aletaha D. Sirukumab, an anti-IL-6 cytokine monoclonal antibody, significantly improves physical function and reduces morning stiffness in patients with active rheumatoid arthritis despite anti-TNF therapy: results from a global, randomized, placebo-controlled, phase 3 trial. Arthritis and Rheumatology Conference: american college of rheumatology/association of rheumatology health professionals annual scientific meeting, ACR/ARHP 2016 United states Conference start: 20161111 Conference end: 20161116, 2016:2008–9.
- Takeuchi T, Thorne C, Karpouzas G, *et al*. Sirukumab for rheumatoid arthritis: the phase III SIRROUND-D study. *Ann Rheum Dis* 2017;76:2001–8.
- Takeuchi T, Tanaka Y, Yamanaka H, *et al*. Efficacy and safety of olokizumab in Asian patients with moderate-to-severe rheumatoid arthritis, previously exposed to anti-TNF therapy: results from a randomized phase II trial. *Mod Rheumatol* 2016;26:15–23.
- Dorner T, Weinblatt M, Van Beneden K, *et al*. FRI0239 results of a phase 2B study of vobarilizumab, an anti-interleukin-6 receptor nanobody, as monotherapy in patients with moderate to severe rheumatoid arthritis. *Ann Rheum Dis* 2017;76:575.
- Weinblatt M, Dorner T, Zeldin R. Results of a phase IIb study of vobarilizumab, an anti-interleukin 6 receptor nanobody, in patients with moderate-to-severe rheumatoid arthritis despite treatment with methotrexate. Journal of rheumatology Conference: 72nd annual meeting of the canadian rheumatology association, CRA 2017 Canada, 2017:880.
- Burmester GR, McInnes IB, Kremer J, *et al*. A randomised phase IIb study of mavrilimumab, a novel GM-CSF receptor alpha monoclonal antibody, in the treatment of rheumatoid arthritis. *Ann Rheum Dis* 2017;76:1020–30.

- 24 Buckley C, Campos JAS, Yakushin S, *et al.* A phase IIb dose-ranging study of anti-GM-CSF with methotrexate treatment in patients with rheumatoid arthritis (RA) and an inadequate response to methotrexate. *Arthritis Rheumatol* 2018;70:2166–7.
- 25 Gupta A, Zecchin C, Fischeleva E, *et al.* Exposure-efficacy analysis in DMARD inadequate response rheumatoid arthritis patients treated with GSK3196165 along with methotrexate. *Arthritis Rheumatol* 2018;70:2799.
- 26 Tahir H, Deodhar A, Genovese M, *et al.* Secukinumab in active rheumatoid arthritis after Anti-TNF $\alpha$  therapy: a randomized, double-blind placebo-controlled phase 3 study. *Rheumatol Ther* 2017;4:475–88.
- 27 Mease PJ, Jeka S, Jaller JJ, *et al.* CNT06785, a fully human Antiinterleukin 17 monoclonal antibody, in patients with rheumatoid arthritis with inadequate response to methotrexate: a randomized, placebo-controlled, phase II, dose-ranging study. *J Rheumatol* 2018;45:22–31.
- 28 Dokoupilová E, Aelion J, Takeuchi T, *et al.* Secukinumab after anti-tumour necrosis factor- $\alpha$  therapy: a phase III study in active rheumatoid arthritis. *Scand J Rheumatol* 2018;47:276–81.
- 29 van Vollenhoven RF, Keystone EC, Strand V, *et al.* Efficacy and safety of tregalizumab in patients with rheumatoid arthritis and an inadequate response to methotrexate: results of a phase IIb, randomised, placebo-controlled trial. *Ann Rheum Dis* 2018;77:495–9.
- 30 Cohen S, Genovese MC, Choy E, *et al.* Efficacy and safety of the biosimilar ABP 501 compared with adalimumab in patients with moderate to severe rheumatoid arthritis: a randomised, double-blind, phase III equivalence study. *Ann Rheum Dis* 2017;76:1679–87.
- 31 Apsangikar P, Chaudhry S, Naik M, *et al.* A prospective, randomized, double-blind, comparative clinical study of efficacy and safety of a biosimilar adalimumab with innovator product in patients with active rheumatoid arthritis on a stable dose of methotrexate. *Indian J Rheumatol* 2018;13:84–9.
- 32 Cohen SB, Alonso-Ruiz A, Klimiuk PA, *et al.* Similar efficacy, safety and immunogenicity of adalimumab biosimilar BI 695501 and Humira reference product in patients with moderately to severely active rheumatoid arthritis: results from the phase III randomised VOLTAIRE-RA equivalence study. *Ann Rheum Dis* 2018;69:914–21.
- 33 Jamshidi A, Gharibdoost F, Vojdani M, *et al.* A phase III, randomized, two-armed, double-blind, parallel, active controlled, and non-inferiority clinical trial to compare efficacy and safety of biosimilar adalimumab (CinnoRA $\text{\textcircled{R}}$ ) to the reference product (Humira $\text{\textcircled{R}}$ ) in patients with active rheumatoid arthritis. *Arthritis Res Ther* 2017;19:168.
- 34 Alten R, Glover J, Matsunaga N, *et al.* OP0021 efficacy and safety results of a phase III study comparing fkb327, an adalimumab biosimilar, with the adalimumab reference product in patients with active rheumatoid arthritis. *Ann Rheum Dis* 2017;76:59.
- 35 Genovese MC, Glover J, Greenwald M, *et al.* FKB327, an adalimumab biosimilar, versus the reference product: results of a randomized, phase III, double-blind study, and its open-label extension. *Arthritis Res Ther* 2019;21:281.
- 36 Genovese MC, Glover J, Matsunaga N. Efficacy, safety and immunogenicity in randomized, double-blind (DB) and open-label extension (OLE) studies comparing FKB327, an adalimumab biosimilar, with the adalimumab reference product (humira; RP) in patients (PTS) with active rheumatoid arthritis (RA). Arthritis and rheumatology Conference: american college of rheumatology/association of rheumatology health professionals annual scientific meeting, ACR/ARHP 2017 United states, 2017.
- 37 Piotr W, Slawomir J, Eva D. A randomized, double-blind, parallel-group, multicenter study to compare the efficacy, safety and immunogenicity of a proposed adalimumab Biosimilar (GP2017) with reference adalimumab in patients with moderate-to-severe active rheumatoid arthritis. 2018 ACR/ARHP Annual Meeting; Arthritis & Rheumatology, Chicago, USA, 2018.
- 38 Fleischmann RM, Alten R, Pileckyte M, *et al.* A comparative clinical study of PF-06410293, a candidate adalimumab biosimilar, and adalimumab reference product (Humira $\text{\textcircled{R}}$ ) in the treatment of active rheumatoid arthritis. *Arthritis Res Ther* 2018;20:178.
- 39 Weinblatt ME, Baranaukaite A, Niebrzydowski J, *et al.* Phase III randomized study of SB5, an adalimumab Biosimilar, versus reference adalimumab in patients with moderate-to-severe rheumatoid arthritis. *Arthritis Rheumatol* 2018;70:40–8.
- 40 Jani RH, Gupta R, Bhatia G, *et al.* A prospective, randomized, double-blind, multicentre, parallel-group, active controlled study to compare efficacy and safety of biosimilar adalimumab (Exemptia; ZRC-3197) and adalimumab (Humira) in patients with rheumatoid arthritis. *Int J Rheum Dis* 2016;19:1157–68.
- 41 O'Dell J, Takeuchi T, Tanaka Y, *et al.* OP0226 Randomized, Double-Blind Study Comparing Chs-0214 with Etanercept in Patients with Active Rheumatoid Arthritis (RA) despite Methotrexate (MTX) Therapy. *Ann Rheum Dis* 2016;75:143.1–143.
- 42 Matucci-Cerinic M, Allanore Y, Kavanaugh A, *et al.* Efficacy, safety and immunogenicity of GP2015, an etanercept biosimilar, compared with the reference etanercept in patients with moderate-to-severe rheumatoid arthritis: 24-week results from the comparative phase III, randomised, double-blind EQUIRA study. *RMD Open* 2018;4:e000757.
- 43 Bae S-C, Kim J, Choe J-Y, *et al.* A phase III, multicentre, randomised, double-blind, active-controlled, parallel-group trial comparing safety and efficacy of HD203, with innovator etanercept, in combination with methotrexate, in patients with rheumatoid arthritis: the HERA study. *Ann Rheum Dis* 2017;76:65–71.
- 44 Matsuno H, Tomomitsu M, Hagino A, *et al.* Phase III, multicentre, double-blind, randomised, parallel-group study to evaluate the similarities between LBEC0101 and etanercept reference product in terms of efficacy and safety in patients with active rheumatoid arthritis inadequately responding to methotrexate. *Ann Rheum Dis* 2018;77:488–94.
- 45 Lila A, Denisov L, Plaksina T. Efficacy and safety of BCD-055 (infliximab biosimilar) in rheumatoid arthritis. Results of BCD-055-3/lira phase 3 clinical study. Annals of the rheumatic diseases Conference: annual european congress of rheumatology, EULAR 2018 Netherlands, 2018:316–7.
- 46 Lila AM, Mazurov VI, Denisov LN, *et al.* A phase III study of BCD-055 compared with innovator infliximab in patients with active rheumatoid arthritis: 54-week results from the LIRA study. *Rheumatol Int* 2019;39:1537–46.
- 47 Yoo DH, Racewicz A, Brzezicki J, *et al.* A phase III randomized study to evaluate the efficacy and safety of CT-P13 compared with reference infliximab in patients with active rheumatoid arthritis: 54-week results from the PLANETRA study. *Arthritis Res Ther* 2016;18:82.
- 48 Matsuno H, Matsubara T. A randomized double-blind parallel-group phase III study to compare the efficacy and safety of NI-071 and infliximab reference product in Japanese patients with active rheumatoid arthritis refractory to methotrexate. *Modern Rheumatology* 2018;05:1–26.
- 49 Cohen SB, Alten R, Kameda H, *et al.* A randomized controlled trial comparing PF-06438179/GP1111 (an infliximab biosimilar) and infliximab reference product for treatment of moderate to severe active rheumatoid arthritis despite methotrexate therapy. *Arthritis Res Ther* 2018;20:155.
- 50 Choe J-Y, Prodanovic N, Niebrzydowski J, *et al.* A randomised, double-blind, phase III study comparing Sb2, an infliximab biosimilar, to the infliximab reference product remicade in patients with moderate to severe rheumatoid arthritis despite methotrexate therapy. *Ann Rheum Dis* 2017;76:58–64.
- 51 Smolen JS, Choe J-Y, Prodanovic N, *et al.* Comparing biosimilar Sb2 with reference infliximab after 54 weeks of a double-blind trial: clinical, structural and safety results. *Rheumatology* 2017;56:1771–9.
- 52 Nasonov E, Mazurov V, Plaksina T. Interchangeability of innovator rituximab and its biosimilar: results from international controlled comparative 1-year study in patients with active rheumatoid arthritis. Arthritis and rheumatology Conference: american college of rheumatology/association of rheumatology health professionals annual scientific meeting, ACR/ARHP 2016 United states Conference start: 20161111 Conference end: 20161116, 2016:2046–7.
- 53 Park W, Božić-Majstorović L, Milaković D, *et al.* Comparison of biosimilar CT-P10 and innovator rituximab in patients with rheumatoid arthritis: a randomized controlled phase 3 trial. *Mabs* 2018;10:934–43.
- 54 Haridas V, Katta R, Nalawade A. Double-blind randomized parallel arm study of 3 anti CD20 monoclonal antibodies in patients with moderate to severe, sero-positive rheumatoid arthritis inadequately responding to metho-trexate based therapy. Efficacy safety & immunogenicity results. Journal of rheumatology Conference: 73rd annual meeting of the canadian rheumatology association, CRA 2018 Canada, 2018:1052.
- 55 Smolen JS, Cohen SB, Tony H-P, *et al.* A randomised, double-blind trial to demonstrate bioequivalence of GP2013 and reference rituximab combined with methotrexate in patients with active rheumatoid arthritis. *Ann Rheum Dis* 2017;76:1598–602.
- 56 Weinblatt ME, Baranaukaite A, Dokoupilova E, *et al.* Switching from reference adalimumab to SB5 (adalimumab Biosimilar) in patients with rheumatoid arthritis: Fifty-Two-Week phase III randomized study results. *Arthritis Rheumatol* 2018;70:832–40.
- 57 O'Dell J, Kivitz A, Takeuchi T, *et al.* SAT0162 switching from etanercept to CHS-0214: a one year, randomized, double-blind study in patients with rheumatoid arthritis. *Ann Rheum Dis* 2017;76:831.
- 58 Song YW, Matsuno H, Park MC, *et al.* Efficacy and safety of switching from etanercept product to LBEC0101 (etanercept biosimilar) compared with continuing LBEC0101 in patients with rheumatoid arthritis. Annals of the rheumatic diseases conference: annual European Congress of rheumatology, EULAR 2018 Netherlands 2018;77:1389–90.
- 59 Park M-C, Matsuno H, Kim J, *et al.* Long-Term efficacy, safety and immunogenicity in patients with rheumatoid arthritis continuing on an etanercept biosimilar (LBEC0101) or switching from reference etanercept to LBEC0101: an open-label extension of a phase III multicentre, randomised, double-blind, parallel-group study. *Arthritis Res Ther* 2019;21:122.
- 60 Smolen JS, Choe J-Y, Prodanovic N, *et al.* Safety, immunogenicity and efficacy after switching from reference infliximab to biosimilar Sb2 compared with continuing reference infliximab and Sb2 in patients with rheumatoid arthritis: results of a randomised, double-blind, phase III transition study. *Ann Rheum Dis* 2018;77:234–40.
- 61 Jørgensen KK, Olsen IC, Goll GL, *et al.* Switching from originator infliximab to biosimilar CT-P13 compared with maintained treatment with originator infliximab (NOR-SWITCH): a 52-week, randomised, double-blind, non-inferiority trial. *Lancet* 2017;389:2304–16.

- 62 Porter D, van Melckebeke J, Dale J, *et al.* Tumour necrosis factor inhibition versus rituximab for patients with rheumatoid arthritis who require biological treatment (orbit): an open-label, randomised controlled, non-inferiority, trial. *Lancet* 2016;388:239–47.
- 63 Burmester GR, Lin Y, Patel R, *et al.* Efficacy and safety of sarilumab monotherapy versus adalimumab monotherapy for the treatment of patients with active rheumatoid arthritis (monarch): a randomised, double-blind, parallel-group phase III trial. *Ann Rheum Dis* 2017;76:840–7.
- 64 Weinblatt ME, McInnes IB, Kremer JM, *et al.* A randomized phase IIb study of Mavrilimumab and golimumab in rheumatoid arthritis. *Arthritis Rheumatol* 2018;70:49–59.
- 65 Genovese MC, Weinblatt ME, Aelion JA, *et al.* ABT-122, a bispecific dual variable domain immunoglobulin targeting tumor necrosis factor and interleukin-17A, in patients with rheumatoid arthritis with an inadequate response to methotrexate: a randomized, double-blind study. *Arthritis Rheumatol* 2018;70:1710–20.
- 66 Taylor PC, Schiff MH, Wang Q, *et al.* Efficacy and safety of monotherapy with sirukumab compared with adalimumab monotherapy in biologic-naïve patients with active rheumatoid arthritis (SIRROUND-H): a randomised, double-blind, parallel-group, multinational, 52-week, phase 3 study. *Ann Rheum Dis* 2018;77:658–66.
- 67 Verschueren P, Emery P, Van Hoogstraten H, *et al.* Efficacy of sarilumab in patients with rheumatoid arthritis with and without previous response to tocilizumab. *Annals of the rheumatic diseases conference: annual European Congress of rheumatology, EULAR 2018 Netherlands* 2018;77:327–8.
- 68 Gottenberg J-E, Brocq O, Perdriger A, *et al.* Non-TNF-Targeted biologic vs a second anti-TNF drug to treat rheumatoid arthritis in patients with insufficient response to first anti-TNF drug: a randomized clinical trial. *JAMA* 2016;316:1172–80.
- 69 Emery P, Bingham CO, Burmester GR, *et al.* Certolizumab pegol in combination with dose-optimised methotrexate in DMARD-naïve patients with early, active rheumatoid arthritis with poor prognostic factors: 1-year results from C-EARLY, a randomised, double-blind, placebo-controlled phase III study. *Ann Rheum Dis* 2017;76:96–104.
- 70 Emery P, Tanaka Y, Bykerk VP. Efficacy and safety of abatacept in combination with MTX in early, MTX-Naïve, Anti-Citrullinated protein Antibody-Positive patients with RA: primary and 1-year results from a phase IIIB study. 2018 ACR/ARHP Annual Meeting Chicago, USA; 2018 2018: Arthritis Rheumatol, 2018.
- 71 Stamm TA, Machold KP, Aletaha D, *et al.* Induction of sustained remission in early inflammatory arthritis with the combination of infliximab plus methotrexate: the DINORA trial. *Arthritis Res Ther* 2018;20.
- 72 Burmester GR, Rigby WF, Vollenhoven RF, *et al.* Tocilizumab combination therapy or monotherapy or methotrexate monotherapy in methotrexate-naïve patients with early rheumatoid arthritis: 2-year clinical and radiographic results from the randomised, placebo-controlled function trial. *Ann Rheum Dis* 2017;76:1279–84.
- 73 Fleischmann RM, Damjanov NS, Kivitz AJ, *et al.* A randomized, double-blind, placebo-controlled, twelve-week, dose-ranging study of decernotinib, an oral selective JAK-3 inhibitor, as monotherapy in patients with active rheumatoid arthritis. *Arthritis Rheumatol* 2015;67:334–43.
- 74 Genovese MC, Yang F, Østergaard M, *et al.* Efficacy of VX-509 (decernotinib) in combination with a disease-modifying antirheumatic drug in patients with rheumatoid arthritis: clinical and MRI findings. *Ann Rheum Dis* 2016;75:1979–83.
- 75 Genovese MC, van Vollenhoven RF, Pacheco-Tena C, *et al.* VX-509 (Decernotinib), an oral selective JAK-3 inhibitor, in combination with methotrexate in patients with rheumatoid arthritis. *Arthritis Rheumatol* 2016;68:46–55.
- 76 Takeuchi T, Tanaka Y, Iwasaki M, *et al.* Efficacy and safety of the oral Janus kinase inhibitor peficitinib (ASP015K) monotherapy in patients with moderate to severe rheumatoid arthritis in Japan: a 12-week, randomised, double-blind, placebo-controlled phase IIb study. *Ann Rheum Dis* 2016;75:1057–64.
- 77 Genovese MC, Greenwald M, Codding C, *et al.* Peficitinib, a JAK inhibitor, in combination with limited conventional synthetic disease-modifying antirheumatic drugs in the treatment of moderate-to-severe rheumatoid arthritis. *Arthritis Rheumatol* 2017;69:932–42.
- 78 Kivitz AJ, Gutierrez-Ureña SR, Poiley J, *et al.* Peficitinib, a JAK inhibitor, in the treatment of moderate-to-severe rheumatoid arthritis in patients with an inadequate response to methotrexate. *Arthritis Rheumatol* 2017;69:709–19.
- 79 Tanaka Y, Takeuchi T, Tanaka S. Efficacy and safety of the novel oral Janus kinase (JAK) inhibitor, Peficitinib (ASP015K), in a phase 3, double-blind, placebo-controlled, randomized study of patients with RA who had an inadequate response to Dmards. 2018 ACR/ARHP Annual Meeting Chicago, USA; 2018: Arthritis & Rheumatology, 2018.
- 80 Takeuchi T, Tanaka Y, Tanaka S. Efficacy and safety of the novel oral Janus kinase (JAK) inhibitor, peficitinib (ASP015K), in a phase 3, double-blind, placebo-controlled, randomized study of patients with RA who had an inadequate response to methotrexate. 2018 ACR/ARHP annual meeting Chicago, USA; 2018, 2018.
- 81 Takeuchi T, Tanaka Y, Tanaka S, *et al.* Efficacy and safety of peficitinib (ASP015K) in patients with rheumatoid arthritis and an inadequate response to methotrexate: results of a phase III randomised, double-blind, placebo-controlled trial (RAJ4) in Japan. *Ann Rheum Dis* 2019;78:1305–19.
- 82 Tanaka Y, Takeuchi T, Tanaka S, *et al.* Efficacy and safety of peficitinib (ASP015K) in patients with rheumatoid arthritis and an inadequate response to conventional DMARDs: a randomised, double-blind, placebo-controlled phase III trial (RAJ3). *Ann Rheum Dis* 2019;78:1320–32.
- 83 Westhovens R, Taylor PC, Alten R, *et al.* Filgotinib (GLPG0634/GS-6034), an oral JAK1 selective inhibitor, is effective in combination with methotrexate (MTX) in patients with active rheumatoid arthritis and insufficient response to MTX: results from a randomised, dose-finding study (Darwin 1). *Ann Rheum Dis* 2017;76:998–1008.
- 84 Kivitz A, Mehta D, Matzkies F. GS-9876, a novel, highly selective, Syk inhibitor in patients with active rheumatoid arthritis: safety, tolerability and efficacy results of a phase 2 study. 2018 ACR/ARHP Annual Meeting Chicago, USA: Arthritis & Rheumatology, 2018.
- 85 Dougados M, van der Heijde D, Chen Y-C, *et al.* Baricitinib in patients with inadequate response or intolerance to conventional synthetic DMARDs: results from the RA-BUILD study. *Ann Rheum Dis* 2017;76:88–95.
- 86 Genovese M, Van Der Heijde D, Dougados M. Baricitinib inhibits radiographic progression of structural joint damage at 1 year in patients with rheumatoid arthritis (RA) and an inadequate response to conventional synthetic disease-modifying antirheumatic drugs (CSDMARDs). Internal medicine journal Conference: new zealand rheumatology association and australian rheumatology association with the rheumatology health professionals association joint annual scientific meeting New Zealand, 2017:32.
- 87 Hu J, Bao C, Li X. Efficacy and safety of baricitinib in MTX-IR patients with rheumatoid arthritis: 52 week results from a phase 3 study (RA-balance). *Annals of the rheumatic diseases conference: annual European Congress of rheumatology, EULAR 2018 Netherlands*, 2018:969–70.
- 88 Yue Y, Hu J, Bao C. Patient-Reported outcomes from a phase 3 study (RA-BALANCE) of baricitinib versus placebo in rheumatoid arthritis. *International journal of rheumatic diseases Conference: 20th asia pacific league of associations for rheumatology congress, APLAR 2018 Taiwan*, 2018:40.
- 89 Fleischmann R, Schiff M, van der Heijde D, *et al.* Baricitinib, methotrexate, or combination in patients with rheumatoid arthritis and no or limited prior disease-modifying antirheumatic drug treatment. *Arthritis Rheumatol* 2017;69:506–17.
- 90 Schiff M, Takeuchi T, Fleischmann R, *et al.* Patient-Reported outcomes of baricitinib in patients with rheumatoid arthritis and no or limited prior disease-modifying antirheumatic drug treatment. *Arthritis Res Ther* 2017;19:208.
- 91 van Vollenhoven R, Takeuchi T, Pangan AL. A phase 3, randomized, controlled trial comparing Upadacitinib monotherapy to MTX monotherapy in MTX-Naïve patients with active rheumatoid arthritis. *ACR Meeting Abstracts. 2018 ACR/ARHP Annual Meeting Chicago, USA*, 2018.
- 92 Smolen J, Cohen S, Emery P. Upadacitinib as monotherapy: a phase 3 randomised controlled double-blind study in patients with active rheumatoid arthritis and inadequate response to methotrexate. *Annals of the rheumatic diseases conference: annual European Congress of rheumatology, EULAR 2018 Netherlands*, 2018:67–8.
- 93 Smolen J, Cohen S, Emery P. Upadacitinib as monotherapy: a phase 3 randomized controlled double-blind study in patients with active rheumatoid arthritis and inadequate response to methotrexate. 2018 ACR/ARHP Annual Meeting Chicago, USA, 2018.
- 94 Strand V, Buch M, Tundia N. Upadacitinib monotherapy improves patient-reported outcomes in patients with rheumatoid arthritis and inadequate response to methotrexate. 2018 ACR/ARHP Annual Meeting Chicago, USA, 2018.
- 95 Tanaka Y, Takeuchi T, Yamaoka K. A phase 2B/3 randomised, placebo-controlled, double-blind study of upadacitinib, a selective JAK1 inhibitor, in Japanese patients with active rheumatoid arthritis and inadequate response to conventional synthetic DMARDs. *Annals of the rheumatic diseases conference: annual European Congress of rheumatology, EULAR 2018 Netherlands*, 2018:991–2.
- 96 Burmester GR, Kremer JM, Van den Bosch F, *et al.* Safety and efficacy of upadacitinib in patients with rheumatoid arthritis and inadequate response to conventional synthetic disease-modifying anti-rheumatic drugs (SELECT-NEXT): a randomised, double-blind, placebo-controlled phase 3 trial. *Lancet* 2018;391:2503–12.
- 97 Strand V, Pope J, Tundia N. Upadacitinib improves patient-reported outcomes in patients with rheumatoid arthritis and inadequate response to conventional synthetic disease-modifying anti-rheumatic drugs: results from selectnext. *Annals of the rheumatic diseases conference: annual European Congress of rheumatology, EULAR 2018 Netherlands*, 2018:989–90.
- 98 Smolen JS, Pangan AL, Emery P, *et al.* Upadacitinib as monotherapy in patients with active rheumatoid arthritis and inadequate response to methotrexate (SELECT-MONOTHERAPY): a randomised, placebo-controlled, double-blind phase 3 study. *Lancet* 2019;393:2303–11.
- 99 Genovese MC, Fleischmann R, Combe B, *et al.* Safety and efficacy of upadacitinib in patients with active rheumatoid arthritis refractory to biologic disease-modifying anti-rheumatic drugs (SELECT-BEYOND): a double-blind, randomised controlled phase 3 trial. *Lancet* 2018;391:2513–24. 06 23.
- 100 Strand V, Schiff M, Tundia N. Patient reported outcomes of upadacitinib: results from biologic inadequate responders (select beyond phase III trial). *Annals of the rheumatic diseases Conference: annual european congress of rheumatology, EULAR 2018 Netherlands*, 2018:990.
- 101 Taylor PC, Keystone EC, van der Heijde D, *et al.* Baricitinib versus placebo or adalimumab in rheumatoid arthritis. *N Engl J Med* 2017;376:652–62.

- 102 Keystone EC, Taylor PC, Tanaka Y, et al. Patient-Reported outcomes from a phase 3 study of baricitinib versus placebo or adalimumab in rheumatoid arthritis: secondary analyses from the RA-BEAM study. *Ann Rheum Dis* 2017;76:1853–61.
- 103 Strand V, Mysler E, Moots RJ. Tofacitinib with and without methotrexate versus adalimumab with methotrexate for the treatment of rheumatoid arthritis: patient-reported outcomes from a phase 3b/4 randomised trial. *Annals of the rheumatic diseases conference: annual European Congress of rheumatology, EULAR 2018 Netherlands*, 2018:990–1.
- 104 Fleischmann R, Mysler E, Hall S, et al. Efficacy and safety of tofacitinib monotherapy, tofacitinib with methotrexate, and adalimumab with methotrexate in patients with rheumatoid arthritis (oral strategy): a phase 3b/4, double-blind, head-to-head, randomised controlled trial. *Lancet* 2017;390:457–68.
- 105 Fleischmann R, Pangan AL, Mysler E. A phase 3, randomized, double-blind study comparing upadacitinib to placebo and to adalimumab, in patients with active rheumatoid arthritis with inadequate response to methotrexate. 2018 ACR/ARHP annual meeting Chicago, USA; 2018, 2018.
- 106 Fleischmann R, Pangan AL, Song I-H, et al. Upadacitinib versus placebo or adalimumab in patients with rheumatoid arthritis and an inadequate response to methotrexate: results of a phase III, double-blind, randomized controlled trial. *Arthritis Rheumatol* 2019;71:1788–800.
- 107 Kaeley GS, Evangelisto AM, Nishio MJ, et al. Methotrexate dosage reduction upon adalimumab initiation: clinical and ultrasonographic outcomes from the randomized noninferiority MUSICA trial. *J Rheumatol* 2016;43:1480–9.
- 108 Pope J, Rampakakis E, Grant E. DMARD withdrawal in RA patients achieving therapeutic response with certolizumab pegol combined with DMARDs: interim results from a Canadian observational randomized study. *Annals of the rheumatic diseases Conference: annual European congress of rheumatology, EULAR 2017 Spain*, 2017:58.
- 109 Pope JE, Rampakakis E, Vaillancourt J. DMARD Withdrawal in RA Patients Achieving Therapeutic Response with Certolizumab Pegol Combined with Dmards: Results from a Canadian Randomized Study - ACR Meeting Abstracts. 2018 ACR/ARHP Annual Meeting Chicago, USA, 2018.
- 110 Pope J, Rampakakis E, Vaillancourt J, et al. An open-label randomized controlled trial of DMARD withdrawal in RA patients achieving therapeutic response with certolizumab pegol combined with DMARDs. *Rheumatology* 2019;9.
- 111 Burmester GR, Buttgerit F, Bernasconi C. A randomized controlled 24-week trial evaluating the safety and efficacy of blinded tapering versus continuation of long-term prednisone (5 mg/day) in patients with rheumatoid arthritis who achieved low disease activity or remission on tocilizumab. 2018 ACR/ARHP annual meeting Chicago, USA, 2018.
- 112 Pablos JL, Navarro F, Blanco FJ, et al. Efficacy of tocilizumab monotherapy after response to combined tocilizumab and methotrexate in patients with rheumatoid arthritis: the randomised JUST-ACT study. *Clin Exp Rheumatol* 2019;37:437–44.
- 113 Kremer JM, Rigby W, Singer NG, et al. Sustained response following discontinuation of methotrexate in patients with rheumatoid arthritis treated with subcutaneous tocilizumab: results from a randomized, controlled trial. *Arthritis Rheumatol* 2018;70:1200–8.
- 114 Edwards CJ, Östör AJK, Naisbett-Groet B, et al. Tapering versus steady-state methotrexate in combination with tocilizumab for rheumatoid arthritis: a randomized, double-blind trial. *Rheumatology* 2018;57:84–91.
- 115 Stouten V, Michiels S, Belba A. Effectiveness of a randomized step-down to methotrexate or leflunomide maintenance therapy in patients with low disease activity, 40 weeks after starting combined methotrexate-leflunomide remission induction therapy in early rheumatoid arthritis: results from the carera trial. *Annals of the rheumatic diseases conference: annual European Congress of rheumatology, EULAR 2018 Netherlands*, 2018:967–8.
- 116 Stouten V, Westhovens R, Pazmino S, et al. Effectiveness of different combinations of DMARDs and glucocorticoid bridging in early rheumatoid arthritis: two-year results of CareRA. *Rheumatology* 2019;58:2284–94.
- 117 Ghiti Moghadam M, Vonkeman HE, Ten Klooster PM, et al. Stopping tumor necrosis factor inhibitor treatment in patients with established rheumatoid arthritis in remission or with stable low disease activity: a pragmatic multicenter, open-label randomized controlled trial. *Arthritis Rheumatol* 2016;68:1810–7.
- 118 Ghiti Moghadam M, ten Klooster PM, Vonkeman HE, et al. Impact of stopping tumor necrosis factor inhibitors on rheumatoid arthritis patients' burden of disease. *Arthritis Care Res* 2018;70:516–24.
- 119 Atsumi T, Tanaka Y, Yamamoto K, et al. Clinical benefit of 1-year certolizumab pegol (CZP) add-on therapy to methotrexate treatment in patients with early rheumatoid arthritis was observed following CZP discontinuation: 2-year results of the C-OPERA study, a phase III randomised trial. *Ann Rheum Dis* 2017;76:1348–56.
- 120 Weinblatt ME, Bingham CO, Burmester G-R, et al. A phase III study evaluating continuation, tapering, and withdrawal of Certolizumab pegol after one year of therapy in patients with early rheumatoid arthritis. *Arthritis Rheumatol* 2017;69:1937–48.
- 121 Kaneko Y, Kato M, Tanaka Y, et al. Tocilizumab discontinuation after attaining remission in patients with rheumatoid arthritis who were treated with tocilizumab alone or in combination with methotrexate: results from a prospective randomised controlled study (the second year of the surprise study). *Ann Rheum Dis* 2018;77:1268–75.
- 122 Ibrahim F, Lorente-Cánovas B, Doré CJ, et al. Optimizing treatment with tumour necrosis factor inhibitors in rheumatoid arthritis—a proof of principle and exploratory trial: is dose tapering practical in good responders? *Rheumatology* 2017;56:2004–14.
- 123 Urata Y, Abe S, Devers B. A novel dose reduction therapy using biological disease-modifying anti-rheumatic drugs to target matrix metalloproteinase 3 normalization together with a simplified disease activity index <3.3 yields effects non-inferior to standard care in rheumatoid arthritis with regards maintaining remission. *Annals of the rheumatic diseases Conference: annual European congress of rheumatology of the European League Against Rheumatism, EULAR 2016 United Kingdom Conference* 2016:204–5.
- 124 l'Ami MJ, Krieckaert CL, Nurmohamed MT, et al. Successful reduction of overexposure in patients with rheumatoid arthritis with high serum adalimumab concentrations: an open-label, non-inferiority, randomised clinical trial. *Ann Rheum Dis* 2018;77:484–7.
- 125 Takeuchi T, Genovese MC, Haraoui B, et al. Dose reduction of baricitinib in patients with rheumatoid arthritis achieving sustained disease control: results of a prospective study. *Ann Rheum Dis* 2019;78:171–8.
- 126 Akdemir G, Heimans L, Bergstra SA, et al. Clinical and radiological outcomes of 5-year drug-free remission-steered treatment in patients with early arthritis: improved study. *Ann Rheum Dis* 2018;77:111–8.
- 127 El Miedany Y, El Gaafary M, Youssef S, et al. Optimizing therapy in inflammatory arthritis: prediction of relapse after tapering or stopping treatment for rheumatoid arthritis patients achieving clinical and radiological remission. *Clin Rheumatol* 2016;35:2915–23.
- 128 Van Mulligen E, Weel A, Kuijper TM. Gradual tapering TNF blockers versus conventional synthetic dmards in patients with rheumatoid arthritis in sustained remission: first year results of the randomised controlled tara-study. *Annals of the rheumatic diseases Conference: annual European congress of rheumatology, EULAR 2018 Netherlands*, 2018:107.
- 129 Fleischmann RM, Genovese MC, Enejosa JV, et al. Safety and effectiveness of upadacitinib or adalimumab plus methotrexate in patients with rheumatoid arthritis over 48 weeks with switch to alternate therapy in patients with insufficient response. *Ann Rheum Dis* 2019;78:1454–62.
- 130 Shin K, Baek HJ, Kang YM, et al. Efficacy and safety of add-on tacrolimus versus leflunomide in rheumatoid arthritis patients with inadequate response to methotrexate. *Int J Rheum Dis* 2019;22:1115–22.
- 131 Stamp LK, O'Donnell JL, Frampton C, et al. A pilot randomized controlled double-blind trial of high- versus low-dose Weekly folic acid in people with rheumatoid arthritis receiving methotrexate. *J Clin Rheumatol* 2019;25:284–7.
- 132 Bi L, Li Y, He L, et al. Efficacy and safety of certolizumab pegol in combination with methotrexate in methotrexate-inadequate Responder Chinese patients with active rheumatoid arthritis: 24-week results from a randomised, double-blind, placebo-controlled phase 3 study. *Clin Exp Rheumatol* 2019;37:227–34.
- 133 Smolen JS, Agarwal SK, Ilivanova E, et al. A randomised phase II study evaluating the efficacy and safety of subcutaneously administered ustekinumab and guselkumab in patients with active rheumatoid arthritis despite treatment with methotrexate. *Ann Rheum Dis* 2017;76:831–9.
- 134 Takeuchi T, Yamanaka H, Harigai M, et al. Sirukumab in rheumatoid arthritis refractory to sulfasalazine or methotrexate: a randomized phase 3 safety and efficacy study in Japanese patients. *Arthritis Res Ther* 2018;20:42.
- 135 Matsubara T, Inoue H, Nakajima T, et al. Abatacept in combination with methotrexate in Japanese biologic-naïve patients with active rheumatoid arthritis: a randomised placebo-controlled phase IV study. *RMD Open* 2018;4:e000813.
- 136 Tanaka Y, Wada K, Takahashi Y, et al. Sarilumab plus methotrexate in patients with active rheumatoid arthritis and inadequate response to methotrexate: results of a randomized, placebo-controlled phase III trial in Japan. *Arthritis Res Ther* 2019;21:79.
- 137 Strand V, Gossec L, Proudfoot CWJ, et al. Patient-Reported outcomes from a randomized phase III trial of sarilumab monotherapy versus adalimumab monotherapy in patients with rheumatoid arthritis. *Arthritis Res Ther* 2018;20:129.
- 138 Blanco FJ, Mörice R, Dokoupilova E, et al. Secukinumab in active rheumatoid arthritis: a phase III randomized, double-blind, active Comparator- and placebo-controlled study. *Arthritis Rheumatol* 2017;69:1144–53.
- 139 Burmester GR, Rigby WF, van Vollenhoven RF, et al. Tocilizumab in early progressive rheumatoid arthritis: function, a randomised controlled trial. *Ann Rheum Dis* 2016;75:1081–91.
- 140 Oba K, Horie N, Sato N, et al. Remission induction by raising the dose of remicade in RA (RRRR) study: rationale and study protocol for a randomized controlled trial comparing for sustained clinical remission after discontinuation of infliximab in patients with rheumatoid arthritis. *Contemp Clin Trials Commun* 2017;8:49–54.
- 141 Tanaka Y, Oba K, Koike T, et al. Sustained clinical remission after discontinuation of infliximab with a raising dose strategy in patients with rheumatoid arthritis (RRRR study): a randomized controlled trial. *Arthritis and Rheumatology* 2018;70:3170–2.

- 142 Chatzidionysiou K, Turesson C, Teleman A, *et al.* A multicentre, randomised, controlled, open-label pilot study on the feasibility of discontinuation of adalimumab in established patients with rheumatoid arthritis in stable clinical remission. *RMD Open* 2016;2:e000133.
- 143 Emery P, Burmester GR, Bykerk VP, *et al.* Re-treatment with abatacept plus methotrexate for disease flare after complete treatment withdrawal in patients with early rheumatoid arthritis: 2-year results from the avert study. *RMD Open* 2019;5:e000840.
- 144 Keystone EC, Pope JE, Thorne JC, *et al.* Two-Year radiographic and clinical outcomes from the Canadian methotrexate and etanercept outcome study in patients with rheumatoid arthritis. *Rheumatology* 2016;55:327–34.
- 145 Bouman CA, van Herwaarden N, van den Hoogen FH, *et al.* Long-term outcomes after disease activity-guided dose reduction of TNF inhibition in rheumatoid arthritis: 3-year data of the DRESS study - a randomised controlled pragmatic non-inferiority strategy trial. *Ann Rheum Dis* 2017;76:1716–22.
- 146 Mueller R, Spaeth M, von Restorff C, *et al.* Superiority of a Treat-to-Target strategy over conventional treatment with fixed csDMARD and corticosteroids: a multi-center randomized controlled trial in RA patients with an inadequate response to conventional synthetic DMARDs, and new therapy with Certolizumab pegol. *J Clin Med* 2019;8:302.
- 147 Kavanaugh A, Kremer J, Ponce L, *et al.* Filgotinib (GLPG0634/GS-6034), an oral selective JAK1 inhibitor, is effective as monotherapy in patients with active rheumatoid arthritis: results from a randomised, dose-finding study (Darwin 2). *Ann Rheum Dis* 2017;76:1009–19.
- 148 Genovese M, Westhovens R, Meuleners L, *et al.* Effect of filgotinib, a selective JAK 1 inhibitor, with and without methotrexate in patients with rheumatoid arthritis: patient-reported outcomes. *Arthritis Res Ther* 2018;20:57.
- 149 Tanaka Y, Sugiyama N, Toyozumi S, *et al.* Modified- versus immediate-release tofacitinib in Japanese rheumatoid arthritis patients: a randomized, phase III, non-inferiority study. *Rheumatology* 2019;58:70–9.
- 150 van der Heijde D, Strand V, Tanaka Y, *et al.* Tofacitinib in combination with methotrexate in patients with rheumatoid arthritis: clinical efficacy, radiographic and safety outcomes from the 24-month phase 3 oral scan study. *Arthritis Rheumatol* 2019;22:22.
- 151 Smolen JS, Kremer JM, Gaich CL, *et al.* Patient-Reported outcomes from a randomised phase III study of baricitinib in patients with rheumatoid arthritis and an inadequate response to biological agents (RA-BEACON). *Ann Rheum Dis* 2017;76:694–700.
- 152 van der Heijde D, Dougados M, Chen Y-C, *et al.* Effects of baricitinib on radiographic progression of structural joint damage at 1 year in patients with rheumatoid arthritis and an inadequate response to conventional synthetic disease-modifying antirheumatic drugs. *RMD Open* 2018;4:e000662.
- 153 Jaworski J, Matucci-Cerinic M, Schulze-Koops H, *et al.* Switch from reference etanercept to SDZ ETn, an etanercept biosimilar, does not impact efficacy, safety, and immunogenicity of etanercept in patients with moderate-to-severe rheumatoid arthritis: 48-week results from the phase III, randomized, double-blind EQUIRA study. *Arthritis Res Ther* 2019;21:130.