

Response to: 'Correspondence on 'Efficacy and safety of brodalumab, an anti-IL17RA monoclonal antibody, in patients with axial spondyloarthritis: 16-week results from a randomised, placebo-controlled, phase 3 trial'' by Zhao and Huang

We thank Dr Zhao and Dr Huang for their interest in our article.^{1,2}

The approved dosage of brodalumab for plaque psoriasis includes a loading treatment of 210 mg every week at weeks 0, 1 and 2 followed by a dose of 210 mg every 2 weeks thereafter.³ The brodalumab dosage administered in patients with axial spondyloarthritis (axSpA) in our study¹ was the same as that approved for plaque psoriasis. Therefore, the rapid improvement in Assessment of SpondyloArthritis International Society 40/20 as early as week 2 in patients with axSpA in our study and similar to the improvement observed in Psoriasis Area and Severity Index in patients with plaque psoriasis⁴ could be attributed to the loading treatment. However, the study⁵ that Zhao *et al* have referred to in their correspondence² was conducted in patients with psoriatic arthritis and not in those with plaque psoriasis and included a loading treatment of brodalumab 210 mg every week at weeks 0, 1 and 2.

With regard to the comment on safety, we believe that the short study period of 16 weeks is insufficient to investigate safety appropriately, specifically safety aspects that may develop over the longer term. The 16-week results from our study showed no safety signals with respect to an increase in the risk of suicide and/or depression with brodalumab, although safety among patients at high risk of suicide or depression could not be assessed. Moreover, the small sample size in our study was a limitation for the identification of risk signals for suicide and/or depression. However, it is common practice to conduct clinical trials in low-risk patients before expanding studies to medium-risk and high-risk patients as well as specialty populations to provide protection from potentially severe adverse events (AEs). Incidentally, the decision to discontinue the AMAGINE-2 and AMAGINE-3 trials was based on events of suicidal ideation and behaviour in the brodalumab programme, which necessitated restrictive labelling.⁶

While it is known that interleukin (IL)-17 plays a role in the pathway involved in liver inflammation,⁷ it is not surprising that results from studies in humans and mouse models are inconsistent. Liver-related events (standardised Medical Dictionary for Regulatory Activities queries: 'hepatotoxicity [narrow]') were observed in seven patients who received brodalumab treatment in our study by week 16; the severity of these events was grade 1 or 2. However, the incidence of hepatotoxicity/liver function abnormality may vary depending on the indication and concomitant medications. Moreover, there is an increased possibility of such AEs occurring with the use of non-steroidal anti-inflammatory drugs (NSAIDs) and non-biological disease-modifying antirheumatic drugs (DMARDs), which were permitted in our study, but not in previous studies that assessed patients with plaque psoriasis. All seven patients who reported liver-related events in our study were using NSAIDs and/or non-biological DMARDs alone or in combination with other medication. Therefore, concomitant use of NSAIDs or non-biological DMARDs may have impacted the incidence of liver-related events. Furthermore, the short study period of 16 weeks limited





Table 1 Definition of inflammatory bowel disease in the phase 3 study of brodalumab in patients with axial spondyloarthritis

EOI label	Identified risks/ potential risks of brodalumab	Search strategy	Search list for PT for sponsor-defined EOI
Inflammatory bowel disease	Potential risks	Sponsor-defined EOI, gastrointestinal ulceration (SMQ) and ischaemic colitis (SMQs)	Colonic abscess, Crohn's disease, enteritis, inflammatory bowel disease, large intestinal ulcer perforation, metastatic cutaneous Crohn's disease and small intestinal ulcer perforation
EOI, event of interest; MedDRA, Medical Dictionary for Regulatory Activities; PT, preferred term; SMQ, standardised MedDRA query.			

the investigation of liver-related events and inflammatory bowel disease (IBD).

In addition, the incidence of IBD, reported as 'treatment-emergent AEs of interest' in our study, cannot be compared with that in previous studies of brodalumab or other IL-17 inhibitors because the definition of IBD was specific to this study, as described in the original publication and in table 1. No cases of ulcerative colitis or Crohn's disease were reported by week 16 in our study.

As mentioned earlier, our study presents only short-term results up to week 16, which limits the interpretation of safety results. However, the open-label extension part of our study further investigates brodalumab in patients with axSpA up to week 68. We look forward to answering your questions on safety based on the long-term results from our study.

James Cheng-Chung Wei ^{1,2,3,4}, **Tae-Hwan Kim** ⁵,
Mitsumasa Kishimoto ⁶, **Naoki Ogusu**,⁷ **Haeyoun Jeong**,⁸
Shigeto Kobayashi ⁹

¹Department of Allergy, Immunology & Rheumatology, Chung Shan Medical University Hospital, Taichung, Taiwan

²Institute of Medicine, College of Medicine, Chung Shan Medical University, Taichung, Taiwan

³Graduate Institute of Integrated Medicine, China Medical University, Taichung, Taiwan

⁴Department of Medical Research, Taichung Veterans General Hospital, Taichung, Taiwan

⁵Department of Rheumatology, Hanyang University Hospital for Rheumatic Diseases, Seoul, The Republic of Korea

⁶Department of Nephrology and Rheumatology, Kyorin University School of Medicine, Tokyo, Japan

⁷Clinical Development Center, Kyowa Kirin Co, Ltd, Tokyo, Japan

⁸Development Department, Kyowa Kirin Korea Co, Ltd, Seoul, The Republic of Korea

⁹Department of Internal Medicine and Rheumatology, Juntendo University Koshigaya Hospital, Saitama, Japan

Correspondence to Professor Shigeto Kobayashi, Juntendo University Koshigaya Hospital, Saitama 343-0032, Japan; shigeto@juntendo.ac.jp

Handling editor Josef S Smolen

Acknowledgements Medical writing support was provided by Dr Deepali Garg, MBBS, PGDHA, of Cactus Life Sciences (part of Cactus Communications) and was funded by Kyowa Kirin.

Contributors All authors reviewed and approved the response to the correspondence for publication.

Funding The authors have not declared a specific grant for this research from any funding agency in the public, commercial or not-for-profit sectors.

Competing interests JC-CW reports grant from Kyowa Kirin Co for the work under consideration for publication; grants from AbbVie, BMS, Celgene and UCB pharma; personal fees from TSH Taiwan; and grants and personal fees from Janssen, Novartis and Pfizer, outside the submitted work. T-HK reports grants from Kyowa Kirin Co for the work under consideration for publication. MK reports personal fees from Kyowa Kirin Co for the work under consideration for publication; personal

fees from AbbVie, Amgen-Astellas BioPharma, Asahi-Kasei Pharma, Astellas, Ayumi Pharma, BMS, Chugai, Daiichi-Sankyo, Eisai, Eli Lilly, Gilead, Janssen, Kyowa Kirin, Novartis, Ono Pharma, Pfizer, Tanabe-Mitsubishi and UCB Pharma, outside the submitted work. NO is an employee of Kyowa Kirin Co. HJ is an employee of Kyowa Kirin Korea Co. SK reports personal fees from Kyowa Kirin Co for the work under consideration for publication; personal fees from AbbVie, Bristol-Myers Squibb Co, Eisai Co, Janssen Pharmaceutical, Mitsubishi Tanabe Pharma, Teijin Pharma, Novartis Pharma, Eli Lilly Japan and Asahikasei Pharma Co, outside the submitted work.

Patient and public involvement Patients and/or the public were not involved in the design, conduct, reporting or dissemination plans of this research.

Patient consent for publication Not required.

Provenance and peer review Commissioned; internally peer reviewed.

© Author(s) (or their employer(s)) 2023. No commercial re-use. See rights and permissions. Published by BMJ.



To cite Wei JC-C, Kim T-H, Kishimoto M, *et al.* *Ann Rheum Dis* 2023;**82**:e169.

Received 25 May 2021

Accepted 15 June 2021

Published Online First 25 June 2021



► <http://dx.doi.org/10.1136/annrheumdis-2021-220759>

Ann Rheum Dis 2023;**82**:e169. doi:10.1136/annrheumdis-2021-220788

ORCID iDs

James Cheng-Chung Wei <http://orcid.org/0000-0003-0310-2769>

Tae-Hwan Kim <http://orcid.org/0000-0002-3542-2276>

Mitsumasa Kishimoto <http://orcid.org/0000-0002-4007-1589>

Shigeto Kobayashi <http://orcid.org/0000-0002-1939-3380>

REFERENCES

- 1 Wei JC, Kim TH, Kishimoto M, *et al.* Efficacy and safety of brodalumab, an anti-IL17RA monoclonal antibody, in patients with axial spondyloarthritis: 16-week results from a randomized, placebo-controlled, phase 3 trial. *Ann Rheum Dis* 2021;80:1014–21.
- 2 Zhao Y, Huang J-X. Correspondence on "Efficacy and safety of brodalumab, an anti-IL17RA monoclonal antibody, in patients with axial spondyloarthritis: 16-week results from a randomized, placebo-controlled, phase 3 trial". *Ann Rheum Dis* 2023;82:e168.
- 3 FDA. SILIQ™(brodalumab) injection, for subcutaneous use. Valeant pharmaceuticals North America LLC, Bridgewater, NJ 08807, USA, 2017. Available: https://www.accessdata.fda.gov/drugsatfda_docs/label/2017/761032lbl.pdf [Accessed 02 Jun 2019].
- 4 Lebwohl M, Strober B, Menter A, *et al.* Phase 3 studies comparing brodalumab with ustekinumab in psoriasis. *N Engl J Med* 2015;373:1318–28.
- 5 Mease PJ, Helliwell PS, Hjulter KF, *et al.* Brodalumab in psoriatic arthritis: results from the randomised phase III AMVISION-1 and AMVISION-2 trials. *Ann Rheum Dis* 2021;80:185–93.
- 6 Amgen. Amgen to terminate participation in co-development and commercialization of brodalumab. Available: <https://www.amgen.com/newsroom/press-releases/2015/05/amgen-to-terminate-participation-in-co-development-and-commercialization-of-brodalumab> [Accessed 19 May 2021].
- 7 Ruiz de Morales JMG, Puig L, Daudén E, *et al.* Critical role of interleukin (IL)-17 in inflammatory and immune disorders: an updated review of the evidence focusing in controversies. *Autoimmun Rev* 2020;19:102429.